

FINAL PROGRAMME

European Society of Human Reproduction and Embryology

Helsinki – Finland
3 to 6 July 2016



MTG

technology for life

booth
B37



OCTAX Lasers & Imaging Systems

A.R.T. Workplaces

Quality Control & Assurance

Andrology & Cryopreservation

Consumables

Turn Key Projects,
Service & Maintenance

BOOTH NO. B37

Watch live demos on trophoctoderm biopsy:

- ▶ Monday, July 04, 02:30 p.m.
- ▶ Tuesday, July 05, 11:00 a.m.
- ▶ Wednesday, July 06, 11:00 a.m.

mail@mtg-de.com

www.mtg-de.com

*Macrolfert®, no MA in Finland; MA in AT, BE, BG, BY, CH, CY, CZ, DK, EL, ES, FR, HU, IT, LU, NL, PL, PT, RO, SK, UA, UK
Prolutex®, no MA in Finland; MA in AT, BE, CH, CY, CZ, DE, EL, ES, FR, HU, IT, LU, MK, PL, PT, SK, UA, UK
**Tirosint®, no MA in Finland; MA in AT, CH, CZ, DE, DK, EL, HU, IT, NL, SK, US



Inspired by nature



FERTILITY
IBSA's fertility portfolio offers distinctive and quality tools for ART programmes including Fostimon® (HP-hFSH), Meriofert® (HP-hMG) and Prolutex®, the first and only aqueous solution of progesterone for sc administration.*



GENETICS
ChromoScreen® is a novel array-based method (RUO) by IBSA Genetics for investigating the aneuploidy in embryos.



ENDOCRINOLOGY
Leveraging the groundbreaking addition of manufacturing technology, IBSA produces a new ally in hypothyroidism treatment: Tirosint® soft gel levothyroxine sodium capsules, in a wide range of strengths. **



URO-GYNECOLOGY
IBSA developed Ialuri® Prefill, the first prefilled syringe which combines high-concentration glycosaminoglycans, for the treatment of cystitis of various origins. Recently the line has been extended with Ialuri® Soft Gels for oral therapy.

Sponsored by:
IBSA Institut Biochimique SA
Via del Piano 29, 6915 Lugano, Switzerland
www.ibsa-international.com

Please check the availability and specification of the marketing authorisation in your country



Evidence of life



CONTENTS

Welcome Letter	03
Committees	05
Venue Maps	08
General Information	13
Pre-congress courses: Sunday, 3 July 2016	17
Scientific Programme: Monday, 4 July 2016	36
Scientific Programme: Tuesday, 5 July 2016	64
Scientific Programme: Wednesday, 6 July 2016	98
Posters	121
Author Index	189
Social Programme	197
Sponsorship Acknowledgements	199





WELCOME TO HELSINKI

The city of Helsinki and its local ESHRE members extend a warm welcome to all those who participate the 32nd Annual Meeting of the European Society of Human Reproduction and Embryology.

Over the past 30 years, the ESHRE Annual Meeting has grown to become a truly international event representing more than 100 different nationalities and with an attendance of around 9000 delegates.

The scientific committee has once again arranged a very interesting programme with invited sessions on different areas of human reproductive research and medicine designed to meet the interests of all participants. Precongress Courses offer a wide range of topics and the scientific and commercial exhibits will present the latest information in laboratory and clinical products.


In addition to the scientific programme, we also hope that we can tempt you to discover the host city with its maritime appeal. Helsinki has almost 100 kilometres of shoreline, around 300 islands and many interesting maritime attractions. The streets, parks and shopping areas are vibrant with lively activities throughout the day and are sure to offer something to everyone's liking. So please find out what's going on in the city during your visit.

We hope you will be attending a wonderful meeting and we are determined to make your stay a welcoming and exciting experience.



Juha Tapanainen

On behalf of the Local
Organising Committee



NEW: Labo C201 - 200l CO₂ Incubator

Labotect

Labor-Technik-Göttingen

Visit us at booth C38 & C41 & D33!



UV decontamination (optional)

7" colour touch screen

Access port

Particle filter

Direct heating

Dual beam infrared sensor

Active sterile humidity

Short recovery times

Display of measured values



Quality -
Made in Germany



www.labotect.com
sales@labotect.com
+49 551 50 50 125



PÔLE DE COMMUNICATION,

LA SOCIÉTÉ ERI,
VOUS ACCOMPAGNE DANS VOS PROJETS
AU TRAVERS DE SES DIFFÉRENTES ENTITÉS.



ERI ÉDITION
RÉGIE PUBLICITAIRE
IMPRESSION

19, rue du 4 septembre - 75002 Paris
Tél. : +33 (0)1 55 12 31 20 - Fax : +33 (0)1 55 12 31 22
Email : contact@eri-editions.com



COMMITTEES

Executive Committee (2015 – 2017)

Chair

Kersti Lundin (Göteborg, Sweden)

Chair-elect

Roy Farquharson (Liverpool, United Kingdom)

Members

Basak Balaban (Istanbul, Turkey)
Petra De Sutter (Ghent, Belgium)
Mariette Goddijn (Amsterdam, The Netherlands)
Georg Griesinger (Luebeck, Germany)
Grigoris Grimbizis (Thessaloniki, Greece)
Helen Kendrew (Bath, United Kingdom)
Borut Kovacic (Maribor, Slovenia)
Nicholas Macklon (Southampton, United Kingdom)
Tatjana Motrenko Simic (Budva, Montenegro)
Andres Salumets (Tartu, Estonia)
Rita Vassena (Barcelona, Spain)

Immediate Past Chair

Juha Tapanainen (Helsinki, Finland)

Special Interest Groups Chair

Cristina Magli (Bologna, Italy)

Paramedical Board

Chairman

Helen Kendrew (United Kingdom)

Past-Chairman

Hele Bendtsen (Denmark)

Members

Valerie Blanchet De Mouzon (France)
Eline Dancet (Belgium)
Annick Geril (Belgium)
Yves Guns (Belgium)
Jolienke Schoonenberg-Pomper (The Netherlands)
Uschi Van den Broeck (Belgium)
Leonie Van Den Hoven (The Netherlands)
Cecilia Westin (Sweden)

Central Office

Christine Bauquis
Veerle De Rijbel
Veerle Goossens
Nathalie Le Clef
Karen Maris
Catherine Plas
Erika Mar Rodriguez Raes
Heidi Roijemans
Bruno Van den Eede
Sarah Vandersteen
Titia Van Roy
Ine Van Wassenhove
Nathalie Vermeulen

Current International Scientific Committee

Christopher L.R. Barratt (United Kingdom)
Frank J. Broekmans (The Netherlands)
Giovanni Coticchio (Italy)
Arianna D'Angelo (United Kingdom)
Johannes L.H. Evers (The Netherlands)
Roy G. Farquharson (United Kingdom)
Sofia Gameiro (United Kingdom)
Björn Heindryckx (Belgium)
Andrew Horne (United Kingdom)
Helen J. Kendrew (United Kingdom)
Kersti Lundin (Sweden)
Willem Ombelet (Belgium)
Guido Pennings (Belgium)
Felice Petraglia (Italy)
Siobhan Quenby (United Kingdom)
Heidi Roijemans (Belgium)
Françoise Shenfield (United Kingdom)
Claudia Spits (Belgium)
Juha S. Tapanainen (Finland)
Bruno Van den Eede (Belgium)
Antoine Watrelot (France)

National Committee

Johanna Aaltonen
Leena Anttila
Ralph Ashorn
Tiina Hakala-Ala-Pietilä
Oskari Heikinheimo
Christel Hyden-Granskog
Liisa Häkkinen
Esa Korkeela
Kaisu Luuro-Helve
Annamari Lähtenmäki
Harri Mankonen
Hannu Martikainen
Laure Morin-Papunen
Sirpa Mäkinen
Sinikka Nuojua-Huttunen
Mauri Orava
Marjut Ojala
Mirka Paavilainen
Paula Peltopuro
Antti Perheentupa
Terhi Pilttonen
Anna-Kaisa Poranen
Kari Ratsula
Marita Räsänen
Miia Savander
Niklas Simberg
Eeva-Liisa Sirviö
Viveca Söderström-Anttila
Helena Tinkanen
Tomás Candido
Annika Tulenheimo-Silfvast
Eero Varila
Zdravka Veleva
Elina Vuori-Holopainen

Local Organising Committee

Juha Tapanainen
Arne Koskimies
Anne-Maria Suikkari
Aila Tiitinen
Timo Tuuri

www.eshre2017.eu

The world's greatest event in reproductive
science and medicine

33rd ANNUAL MEETING

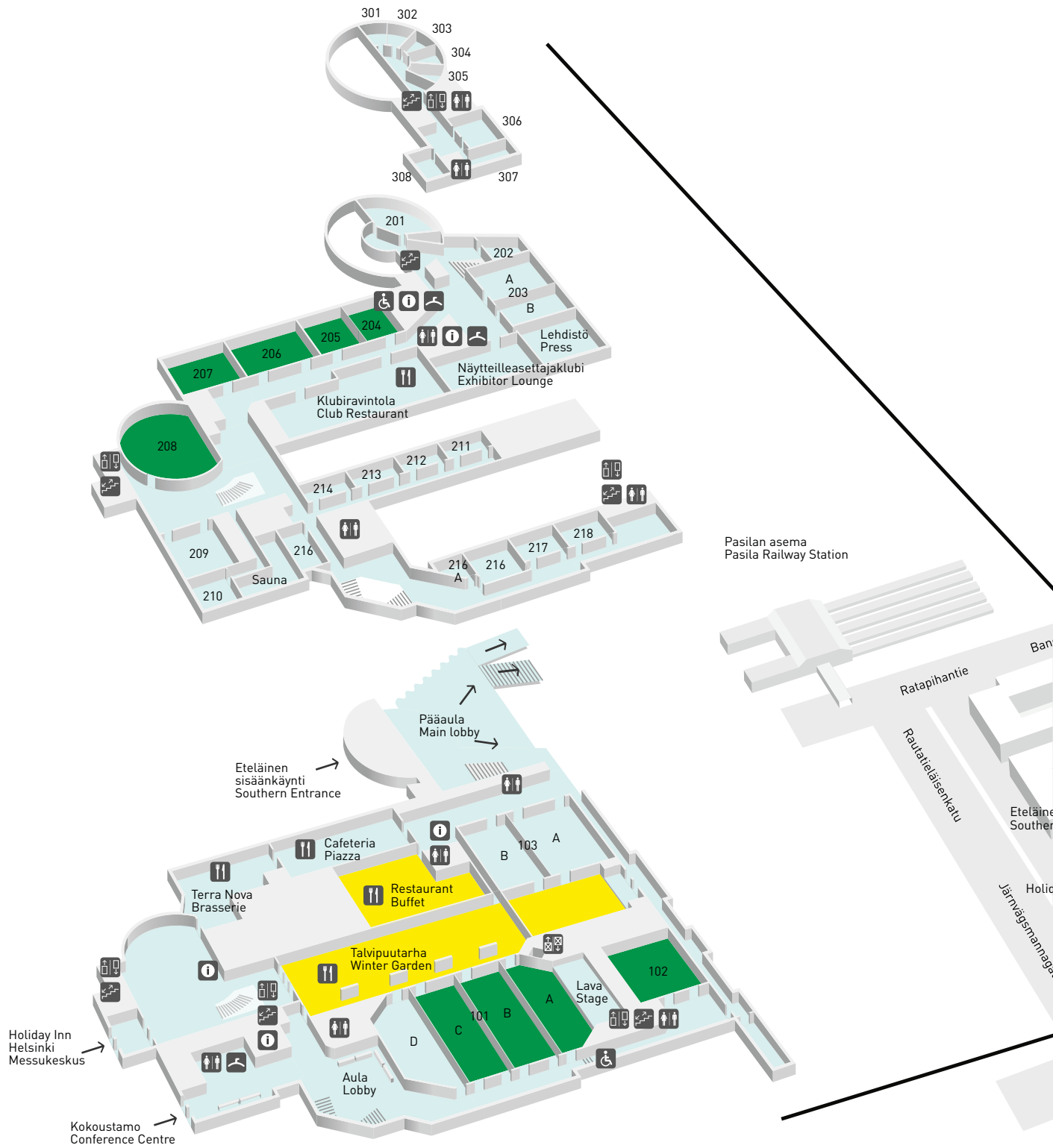
European Society of Human Reproduction and Embryology

Geneva – Switzerland
2 to 5 July 2017

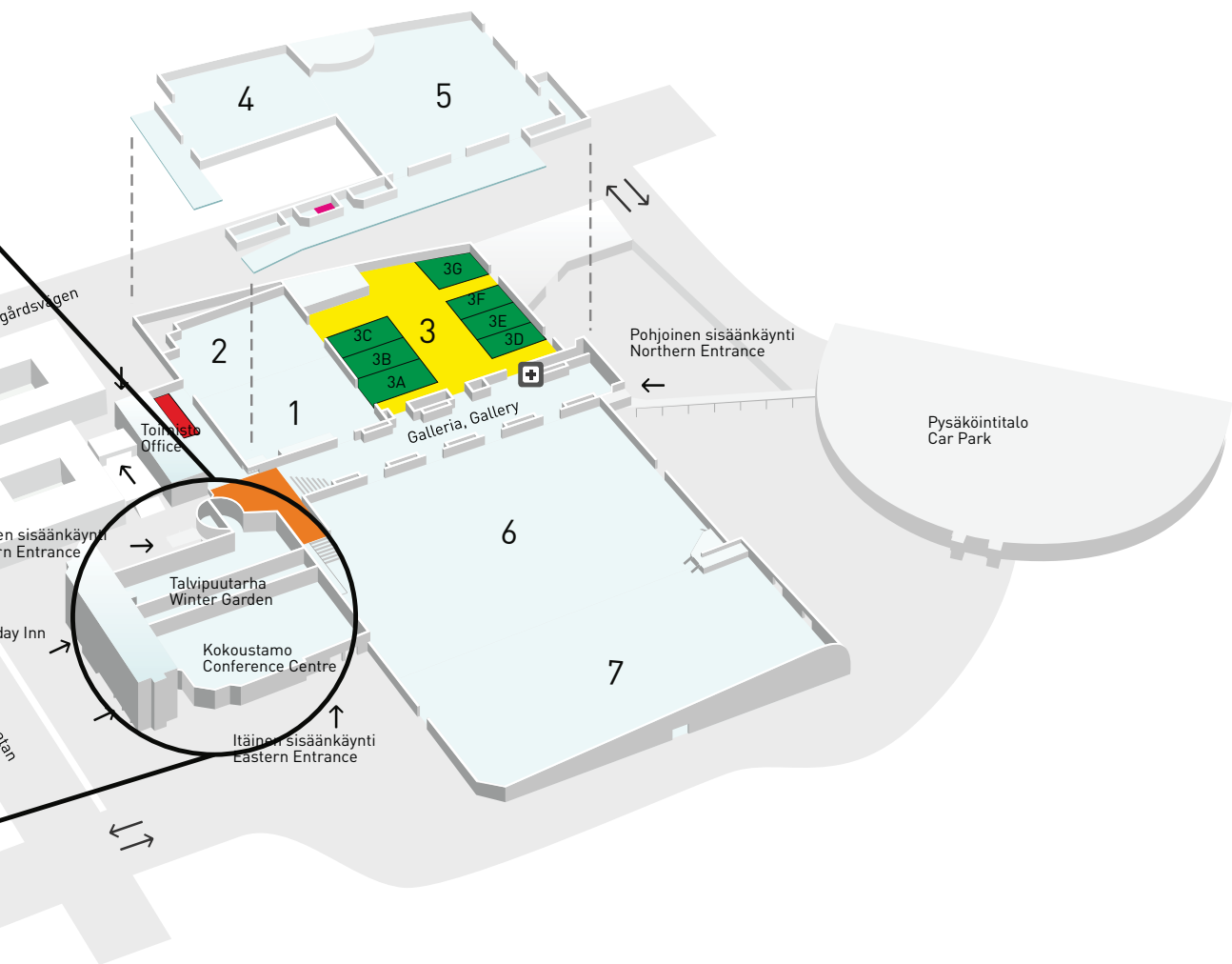


VENUE MAPS

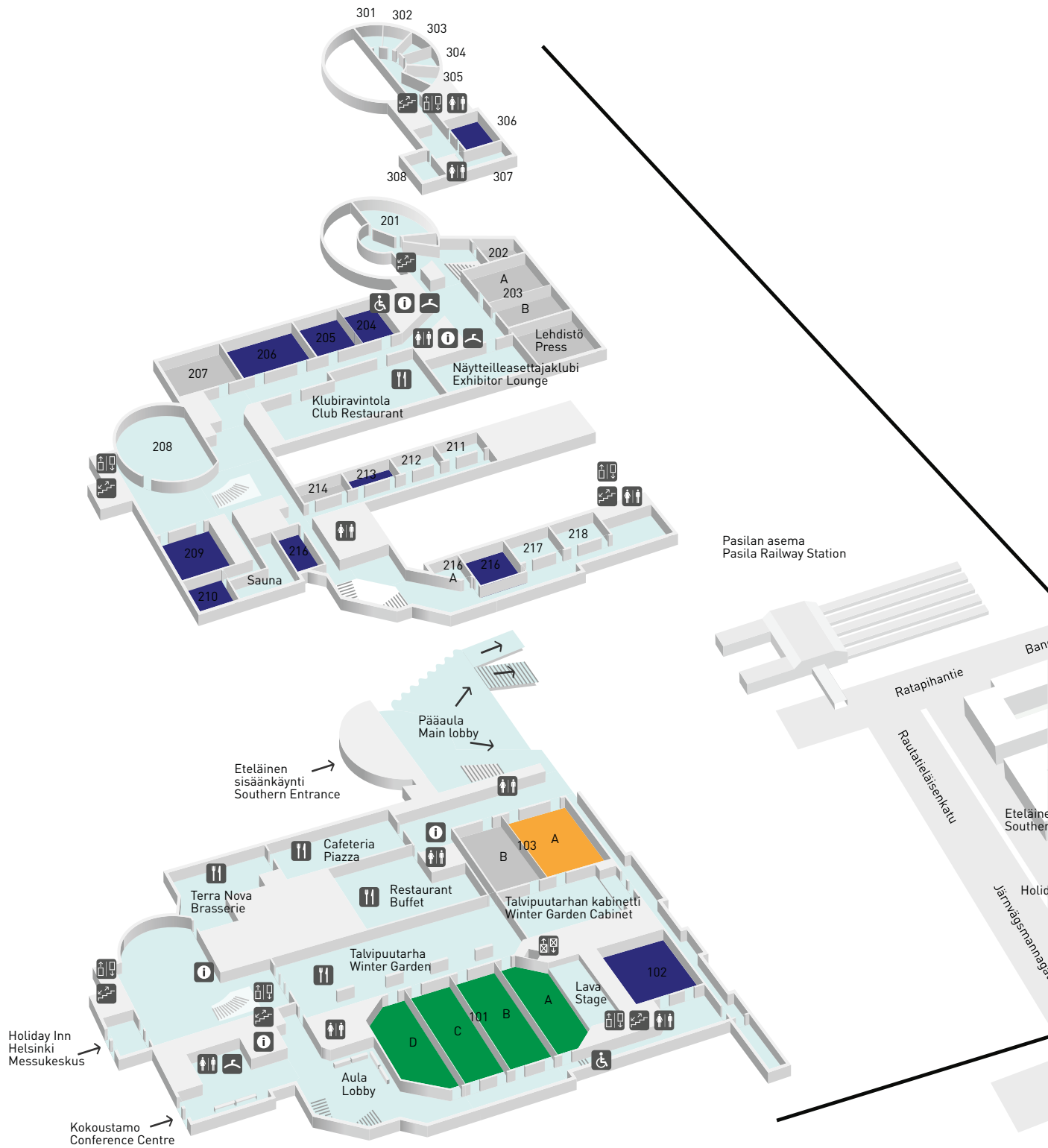
PRECONGRESS



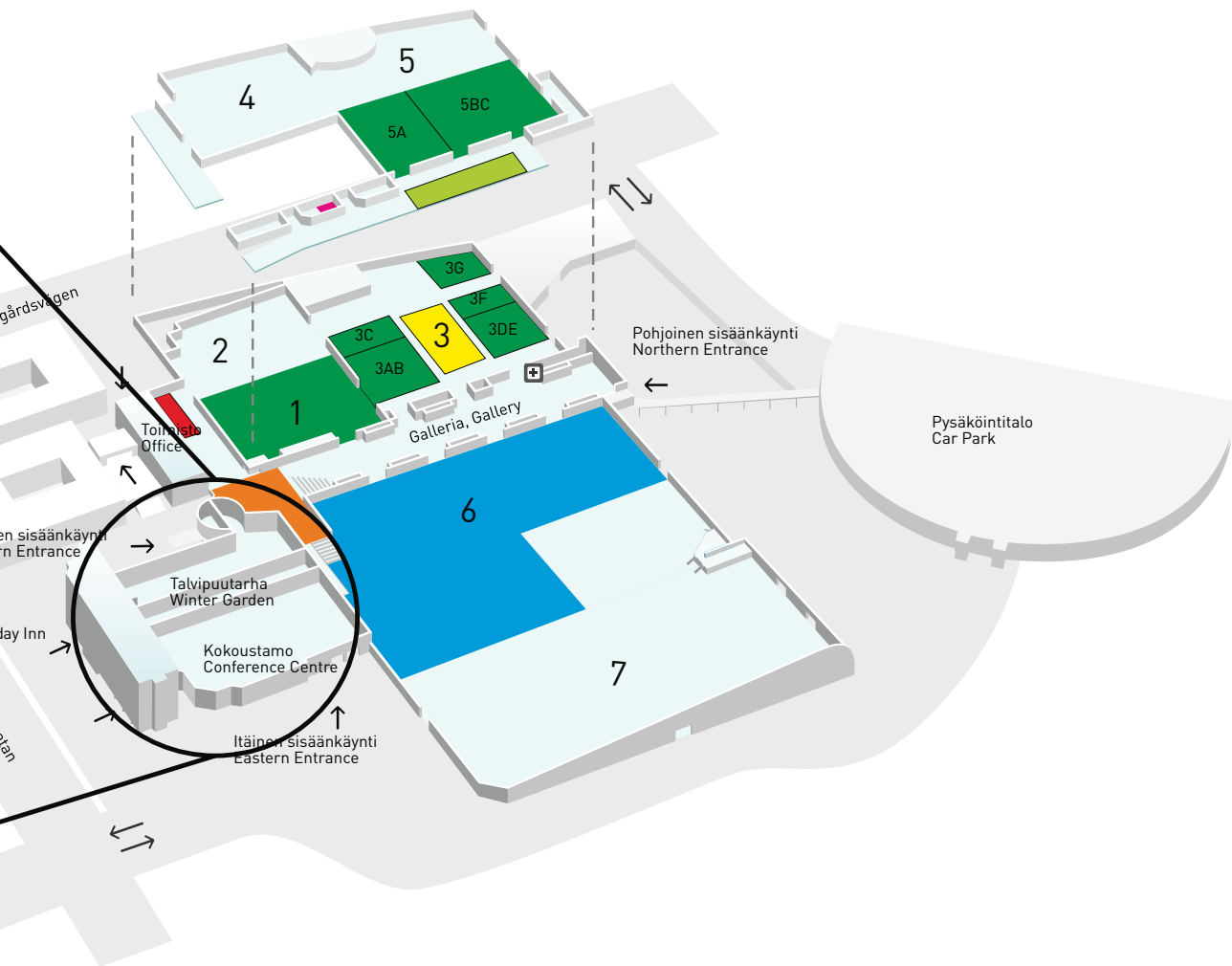
- REGISTRATION AREA
- CLOAKROOM
- PRECONGRESS COURSES
- COFFEE & LUNCH BREAKS
- PRAYER ROOM
- + FIRST AID



MAIN PROGRAM



- REGISTRATION AREA
- CLOAKROOM
- MAIN PROGRAM
- POSTER AREA
- EXHIBITION & CATERING
- COMMITTEE MEETINGS
- SLIDE PREVIEW
- ESHRE COURTESY
- PRAYER ROOM
- + FIRST AID
- OTHER





GENERAL INFORMATION

Political Statement The aim of ESHRE is to provide a forum for the exchange and discussion of new clinical and scientific ideas. The Society, in good faith, assumes that all participants will respect the non-political nature of our annual meeting.

Continuing Medical Education Credits Approval of the pre-congress courses and of the annual meeting programme for continuing medical education (CME) credits will be applied for with the European Accreditation Council for Continuing Medical Education (EACCME) to provide the following CME activity for medical specialists. The EACCME is an institution of the European Union of Medical Specialists (UEMS). EACCME credits are recognized by the American Medical Association towards the Physician's Recognition Award (PRA). ESHRE will not apply for CME for individual countries (i.e. only CME credits with EACCME will be applied for).

Certificates of Attendance Certificates of attendance can be printed out at the "ESHRE Internet Zone"

Insurance, liability ESHRE does not accept liability for individual medical, travel or personal insurance, and participants are strongly advised to take out their own personal insurance in their country of origin. Participation in all excursions, tours etc. is at personal risk.

Questions? In case you have more questions regarding the meeting, please turn to the information desk in the entrance hall.

Language The official language of the meeting is English. There will be no simultaneous translation.

Smoking The Finnish law, in accordance with regulations in force in the majority of European Countries, does not allow smoking in any public transportation or in any closed public areas (some restaurants, bars and discos may have a designated smoking area).

Registration and Information Desk The registration desks are located in the lobby area of the South Entrance and will be open at the following hours:

Saturday, 2 July	13:00 – 20:00 (registrations pre-congress courses)
Sunday, 3 July	08:00 – 20:00 (registrations pre-congress courses)
	12:00 – 20:00 (registrations main programme)
Monday, 4 July	08:00 – 19:00
Tuesday, 5 July	08:00 – 09:00
Wednesday, 6 July	08:00 – 15:00




Lunches and Refreshments During the congress, ESHRE will offer complimentary coffee and lunches to all registered participants. Coffee and lunches will be served throughout the exhibition area in Hall 6.

Monday, 4 July	09:30 – 10:00	coffee
	13:00 – 14:00	lunch
	16:30 – 17:00	coffee
Tuesday, 5 July	09:30 – 10:00	coffee
	13:00 – 14:00	lunch
	16:30 – 17:00	coffee
Wednesday, 6 July	09:30 – 10:00	coffee
	13:00 – 14:00	lunch

Admission Badges

The congress badge should be worn by all participants at all times during the congress, during the pre-congress courses, in the exhibit area and within other areas of the congress centre as well as during social activities. Only participants wearing their congress badge will be admitted to the scientific sessions, to the exhibition and to the social events.

Badge colour codes are as follows:

-  YELLOW: access to pre-congress courses only
-  RED: access to main program only (not to the pre-congress courses)
-  GREEN: access to the exhibit and other congress facilities, but no access to any of the scientific sessions (i.e. pre-congress courses as well as main program)

IMPORTANT NOTICE

Please note that if you lose or misplace your badge, you will be required to pay a 50 Euro fee to have a new badge issued.

Legal disclaimer - Privacy Policy

By using the participant's badge, you accept the following terms of use, which are applicable:

Privacy

Personal data (more specific your name, address, company or institute working for, email address, telephone number, fax number) provided to ESHRE by the participant by email and/or by contact form and/or registration, will be (i) transmitted on the participant's badge you will receive and (ii) treated by ESHRE confidentially and in conformity with the Belgian Privacy Law. The controller of the data processing is: ESHRE – The European Society for Human Reproduction and Embryology, Meerstraat, n° 60, in 1852 Grimbergen, Belgium– Bruno van den Eede, Managing Director.

The Personal data that is collected and may be used by ESHRE for information and promotional campaigns. In compliance with the law of 8 December 1992 on the protection of privacy, upon request, participants can object free of charge to the use of their data for these promotional campaign purposes.

Other than that, personal data are not processed or transmitted by ESHRE to third parties outside ESHRE without the consent of the relevant individuals, unless ESHRE is required to do this by virtue of mandatory legal requirements or rulings by the courts or official bodies.

In compliance with the law of 8 December 1992 on the protection of privacy, ESHRE will remove the participant's personal data from its database upon request. Furthermore - upon request - registered participants may access and/or correct any erroneous personal data. Any request concerning a participant's personal data should be made to: The European Society for Human Reproduction and Embryology, Meerstraat, n° 60, in 1852 Grimbergen, Belgium.

A bar-code or QR code will be printed on each participant's badge containing personal data. Exhibitors may be equipped with devices, which – provided that participants agree - will allow them to scan the bar-code or QR code and thus gain access to personal (contact) data. ESHRE cannot assume any responsibility for personal data that is thus given by a participant to the exhibiting companies or their representatives.

Disputes

All disputes involving this legal disclaimer shall be governed by Belgian law. In the event of disputes only the courts of Ghent shall be competent.
By using the participant's badge, you accept the ESHRE policy.

Slide preview room

Slide preview facilities will be available in the slide preview room, which is located in room 103A. Presenters are kindly requested to submit their slides on a portable medium at least 60 minutes before presentation!

ESHRE Courtesy area and E-zone

Pay a visit to our Courtesy Area in the Upper Gallery where you can find more information on our membership and upcoming activities.

Part of the Courtesy area is assigned to the so called E-zone, including WiFi area. The E-Zone is an internet facility with various functions. Computer access will only be possible with a username and password (access details are printed on the participant's badge). The E-Zone will also have some free spaces where participants can sit and work on their own laptop.

Hotel Desk

Confedent International Oy has been appointed as the official housing agency. For queries regarding hotel reservation, please turn to the hotel desk in the registration area.

Helsinki Tourism

The Helsinki tourist office has an information desk in the registration area and they will be happy to address all questions related to the city.

Banks and exchange foreign currency

Banks are normally open from 10 am to 4 pm and are closed on Saturdays and Sundays. 24-hour cash machines that accept most credit cards such as MasterCard, VISA, Maestro or American Express are widely available around the city center. Travelers' cheques and currency can be changed at exchange bureaus (e.g. FOREX) or at hotel receptions.

Credit cards

All major credit cards are widely accepted

Electricity

The electric current in Finland is 220V (230V), and a two-pin plug is used.

Sales Tax

Sales tax (VAT) is included in prices quoted. Anyone permanently resident outside the EU and Norway, can shop tax free in Finland. Stores with Tax Free Shopping sign will provide customers with a cheque covering the VAT refund on departure from the last EU country visited.

Exhibition

A technical exhibition of pharmaceutical, surgical and laboratory products will be organized, and is located in Hall 6.



PRECONGRESS COURSE 01

Sunday, 3 July 2016 | Hall 3 A
The multiple choices (sides) of IVF
Organised by Special Interest Group Embryology



COURSE COORDINATORS

Maria J. de los Santos (Spain), Kersti Lundin (Denmark), Giovanni Coticchio (Italy), Susanna Apter (Sweden), Sophie Debrock (Belgium), Carlos Plancha (Portugal)

COURSE DESCRIPTION

ART is always looking for new tactics to improve the overall clinical success rates.

Among these strategies personalized medicine is receiving more and more importance. The versatility of the IVF laboratory is, without doubt, helping in this mission, but at the same time, it is fundamental to identify the best laboratory approaches to pursue the desired outcome as well as making sure that the patients benefit from the implementation of such strategies.

TARGET AUDIENCE

Embryologist, clinicians, laboratory technicians, and professionals working in reproductive medicine.

EDUCATIONAL NEEDS AND EXPECTED OUTCOMES

At the conclusion of this course participants should understand the rationale behind choosing a specific IVF lab strategy versus another; the scientific and medical evidences supporting each medical decision, and the expected outcomes.

09:00 - 09:30	Sequential embryo culture versus single step embryo culture – Arne Sunde (Norway)
09:30 - 09:45	Discussion
09:45 - 10:15	Cleavage stage embryo transfer versus blastocyst transfer – Susanna Jamina Apter (Sweden)
10:15 - 10:30	Discussion
10:30 - 11:00	Coffee break
11:00 - 11:30	Is there a place for assisted hatching in human IVF? – Mina Alikani (U.S.A.)
11:30 - 11:45	Discussion
11:45 - 12:15	Culture under low oxygen versus atmospheric oxygen concentrations – Borut Kovacic (Slovenia)
12:15 - 12:30	Discussion
12:30 - 13:30	Lunch break
13:30 - 14:00	Oocyte cryopreservation versus embryo cryopreservation – David H. Edgar (Australia)
14:00 - 14:15	Discussion
14:15 - 14:45	Double embryo transfer versus SET – David McLernon (United Kingdom)
14:45 - 15:00	Discussion
15:00 - 15:30	Coffee break
15:30 - 16:00	D3 biopsy versus blastocyst biopsy for genetic testing – Francesco Fiorentino (Italy)
16:00 - 16:15	Discussion
16:15 - 16:45	Embryo morphology selection versus genetic testing – Aisling Ahlstrom (Sweden)
16:45 - 17:15	Discussion

PRECONGRESS COURSE 02

Sunday, 3 July 2016 | Hall 3 B

Managing the difficult IVF patients: Facts and fiction

Organised by the Special Interest Group Endocrinology



COURSE COORDINATOR

Stratis Kolibianakis (Greece)

COURSE DESCRIPTION

The course will provide the most up-to-date knowledge on the management of the "difficult" IVF patient, the treatment of whom represents a major challenge for the clinician.

TARGET AUDIENCE

Reproductive physicians and nurses

EDUCATIONAL NEEDS AND EXPECTED OUTCOMES

By critically appraising the existing literature, the course will guide the clinician on how to optimally manage the patient with advanced age, with extremely low or high BMI as well as the patient presenting with a thin endometrium. The course will also address important problems such as how to manage the patient with recurrent implantation failure and that complicated by medical disorders. Moreover, focus will be given on controversial issues such as the management of IVF patients with endometriomas or intramural fibroids as well as on how to increase compliance and avoid discontinuation of IVF treatment.

09:00 - 09:30	The patient with recurrent implantation failure: Can we currently offer interventions of proven value? – William Ledger (United Kingdom)
09:30 - 09:45	Discussion
09:45 - 10:15	The old IVF patient: An evidence based approach – Efstratios Kolibianakis (Greece)
10:15 - 10:30	Discussion
10:30 - 11:00	Coffee break
11:00 - 11:30	The medically complicated IVF patient: special treatment considerations – Nicholas Macklon (United Kingdom)
11:30 - 11:45	Discussion
11:45 - 12:15	The IVF patient presenting with endometrioma: Does surgery improve the probability of pregnancy? – Juan Garcia Velasco (Spain)
12:15 - 12:30	Discussion
12:30 - 13:30	Lunch break
13:30 - 14:00	Is removal of intramural fibroids justified in IVF patients? – Yacoub Khalaf (United Kingdom)
14:00 - 14:15	Discussion
14:15 - 14:45	The fat and the thin IVF patient – Robert John Norman (Australia)
14:45 - 15:00	Discussion
15:00 - 15:30	Coffee break
15:30 - 16:00	The IVF patient with thin endometrium – Frank J. Broekmans (The Netherlands)
16:00 - 16:15	Discussion
16:15 - 16:45	How to increase compliance and avoid discontinuation of IVF treatment? – Jacky Boivin (United Kingdom)
16:45 - 17:00	Discussion

PRECONGRESS COURSE 03

Sunday, 3 July 2016 | Room 101 AB

The management of myoma in women wishing to preserve reproductive function
Organised by the Special Interest Group Reproductive Surgery



COURSE COORDINATORS

Tin-Chiu Li (Hong Kong), Antoine Watrelot (France)

COURSE DESCRIPTION

The course focuses on the management of myoma in women wishing to preserve reproductive function, with particular reference to the debate on the risk of morcellation should the myoma turns out to be a leiomyosarcoma. The likelihood of such an occurrence, the possibility of pre-operative diagnosis and the approaches available to minimise the risk of upstaging the disease will be discussed.

TARGET AUDIENCE

Specialists or trainees in Reproductive Medicine and Surgery

EDUCATIONAL NEEDS AND EXPECTED OUTCOMES

Myoma is a very common pathology in the uterus encountered in women of the reproductive age group. Laparoscopic myomectomy is increasingly performed even in moderately large fibroids. Very often, the myoma is morcellated prior to removal from the abdominal cavity. However, several recent case reports have raised concerns about the additional risk of morcellation should the fibroid turn out to be a leiomyosarcoma. The dilemma is whether or not morcellation of the fibroid should continue to be used in laparoscopic surgery. If not, what may be possible alternative options to morcellation? How does the recognised risk affect surgical practice? The course will enable delegates to better understand the risks involved in morcellation and how the risks may be reduced. The need to adequately counsel our patients on the risk will be discussed. Delegates will also learn about new techniques of tissue retrieval.

Myoma is a very common pathology in the uterus encountered in women of the reproductive age group. Laparoscopic myomectomy is increasingly performed even in moderately large fibroids. Very often, the myoma is morcellated prior to removal from the abdominal cavity. However, several recent case reports have raised concerns about the additional risk of morcellation should the fibroid turn out to be a leiomyosarcoma. The dilemma is whether or not morcellation of the fibroid should continue to be used in laparoscopic surgery. If not, what may be possible alternative options to morcellation? How does the recognised risk affect surgical practice? The course will enable delegates to better understand the risks involved in morcellation and how the risks may be reduced. The need to adequately counsel our patients on the risk will be discussed. Delegates will also learn about new techniques of tissue retrieval.

09:00 - 09:30	Indications for fibroid surgery in women wishing to conceive – Tin-Chiu Li (United Kingdom)
09:30 - 09:45	Discussion
09:45 - 10:15	Fertility after interventional radiology (UAE & MRI-guided ultrasound therapy) in the management of myoma: update – J. Geddis Grudzinskas (United Kingdom)
10:15 - 10:30	Discussion
10:30 - 11:00	Coffee break
11:00 - 11:30	Reproductive outcome after myomectomy – Antoine Watrelot (France)
11:30 - 11:45	Discussion
11:45 - 12:15	Diagnostic pitfalls of uterine sarcoma – Thomas Ind (United Kingdom)
12:15 - 12:30	Discussion
12:30 - 13:30	Lunch break

- 13:30 - 14:00 **Incidence of malignant and borderline pathology following fibroid surgery** – Gregoris Grimbizis (Greece)
- 14:00 - 14:15 **Discussion**
- 14:15 - 14:45 **Complications of morcellation including the risk of upstaging malignant disease**
– Stephan Gordts (Belgium)
- 14:45 - 15:00 **Discussion**
- 15:00 - 15:30 **Coffee break**
- 15:30 - 16:00 **To what extent can malignant changes in fibroid be predicted pre-operatively?**
– Thierry Van den Bosch (Belgium)
- 16:00 - 16:15 **Discussion**
- 16:15 - 16:45 **Alternative tissue reduction & retrieval techniques: any new developments?** – Vasilios Tanos (Cyprus)
- 16:45 - 17:00 **Discussion**
- 17:00 - 17:15 **Current recommendations on tissue morcellation** – Gregoris Grimbizis (Greece)

PRECONGRESS COURSE 04

Sunday, 3 July 2016 | Room 101 C

ART in 2020: The next frontier

Organised by the Special Interest Groups Safety and Quality in ART and Stem Cells



COURSE COORDINATOR

Willianne Nelen (The Netherlands), Rita Vassena (Spain)

COURSE DESCRIPTION

Last decade a lot of new developmental steps have been made in fertility and other health care fields. Now it is the moment they are coming towards us the coming years. Patients will ask for them, but what is the value of these new developments for daily practice? And what is already known about its quality and safety? These fundamental questions will be discussed from the perspective of patients, doctors, basic scientists, embryologists and ethicists.

TARGET AUDIENCE

Clinicians, paramedicals, basic researchers, embryologists and ethicists

EDUCATIONAL NEEDS AND EXPECTED OUTCOMES

The field of reproductive care moves and evolves fast. This creates the need for a lot of the professionals to be informed about all those new techniques and for the opportunity to discuss with their colleagues about the ethical aspects, the opportunities and challenges of these innovations. After reviewing the recent literature within the field of reproductive medicine and allied health care fields the following program was composed. Visiting this program will provide you new knowledge on recent development within reproductive medicine. Moreover, it will provide you information about the ethical aspects of these developments and it will give you insight into the opportunities to implement these techniques yes or no in your own clinical practice in a safe way

09:00 - 09:30	Scantrainer: The challenge of simulation – Arianna D'Angelo (United Kingdom)
09:30 - 09:45	Discussion
09:45 - 10:15	PET/CT: A new non invasive approach to evaluate testicular function – Lawrence Dierickx (France)
10:15 - 10:30	Discussion
10:30 - 11:00	Coffee break
11:00 - 11:30	Artificial gametes: Ready for the clinic? – Bjorn Heindryckx (Belgium)
11:30 - 11:45	Discussion
11:45 - 12:15	Stem cell therapies and the reproductive tract – Filippo Zambelli (Belgium)
12:15 - 12:30	Discussion
12:30 - 13:30	Lunch break
13:30 - 14:00	uTransplantation: State of the art – Mats Brännström (Sweden)
14:00 - 14:15	Discussion
14:15 - 14:45	The impact of reproductive toxicology – Anne Marie Vinggaard (Denmark)
14:45 - 15:00	Discussion
15:00 - 15:30	Coffee break
15:30 - 16:00	E-health & social media – Angelique van Dongen (The Netherlands)
16:00 - 16:15	Discussion
16:15 - 16:45	The technological imperative of reproductive medicine – Heidi Mertes (Belgium)
16:45 - 17:00	Discussion

PRECONGRESS COURSE 05

Sunday, 3 July 2016 | Room 208

Epigenetics: Connecting health to lifestyle and the laboratory

Organised by the Paramedical Group



COURSE COORDINATORS

Helen Kendrew (United Kingdom) and Cecilia Westin (Sweden)

COURSE DESCRIPTION

This course has been designed to provide basic information on the effect that lifestyle, nutrition and laboratory interventions might have on genes and discusses the resulting epigenetic impact.

TARGET AUDIENCE

Nurses, midwives, counsellors, clinical embryologists and laboratory technicians

EDUCATIONAL NEEDS AND EXPECTED OUTCOMES

At the end of this course the participant should be able to understand the effects of lifestyle, nutrition and other exogenous factors on genes and the impact on embryos, pregnancy and family

09:00 - 09:30	Epigenetics for dummies – Stéphane Viville (France)
09:30 - 09:45	Discussion
09:45 - 10:15	Well begun is half done: health from one generation to the next – Tessa Roseboom (The Netherlands)
10:15 - 10:30	Discussion
10:30 - 11:00	Coffee break
11:00 - 11:30	Epigenetic status of children conceived spontaneously or by assisted conception – Siladitya Bhattacharya (United Kingdom)
11:30 - 11:45	Discussion
11:45 - 12:15	Stress – Ard Peeters (The Netherlands)
12:15 - 12:30	Discussion
12:30 - 13:30	Lunch break
13:30 - 14:00	Nutrition and other lifestyle behavior – Nicholas Macklon (United Kingdom)
14:00 - 14:15	Discussion
14:15 - 14:45	Encouraging patients to change their life style – Gillian Homan (Australia)
14:45 - 15:00	Discussion
15:00 - 15:30	Coffee break
15:30 - 16:00	The influence of culture – Arne Sunde (Norway)
16:00 - 16:15	Discussion
16:15 - 16:45	Cryopreservation – Anja Pinborg (Denmark)
16:45 - 17:00	Discussion

PRECONGRESS COURSE 06

Sunday, 3 July 2016 | Hall 3 F

What happens in utero lasts a lifetime: A multi-disciplinary approach to improving preconception and early pregnancy care

Organised by the Special Interest Groups Early Pregnancy, Socio-cultural Aspects of (in)fertility and Ethics & Law



COURSE COORDINATORS

Siobhan Quenby (United Kingdom), Françoise Shenfield (United Kingdom), Veerle Provoost (Belgium) and Guido Pennings (Belgium)

COURSE DESCRIPTION

This joint Precongress Course focuses on scientific, societal and ethical issues which interact with preconception and early pregnancy care, as well as outcomes for the future child, and social consequences.

TARGET AUDIENCE

ART practitioners, research scientists, epidemiologists, social scientists and policy-makers, doctors, nurses and midwives.

EDUCATIONAL NEEDS AND EXPECTED OUTCOMES

This course is designed to provide the latest evidence on the effects of pre-conception care and uterine environment, promote discussion of their social interactions, as well as elucidate the relevant ethical questions.

The course was designed following the participant discussion during the Munich early pregnancy PCC in 2014. Here it became clear that what happens during early pregnancy is critical to long-term human health when we want to improve the early pregnancy environment for the fetus by improving the mother's health before or during early pregnancy we need more than just gynaecologists and midwives. We need to involve society and understand the ethical and, legal implications and solutions. Hence this course addresses an educational need identified by participants at a previous ESHRE meeting.

09:00 - 09:15 **Introduction** – Siobhan Quenby (United Kingdom)

SESSION I: WHAT HAPPENS IN UTERO LASTS A LIFETIME

09:15 - 09:45 **You are what your parents and grandparents ate; intergenerational effects of diet and obesity** – Amanda J. Drake (United Kingdom)

09:45 - 10:15 **The periconceptional period and long term health** – Eric A.P. Steegers (The Netherlands)

10:15 - 10:30 **Discussion**

10:30 - 11:00 **Coffee break**

SESSION II: PRE-CONCEPTION AND EARLY PREGNANCY CARE: ACCESS AND POLICY, WHOSE RESPONSIBILITY?

11:00 - 11:30 **Life-style related reproductive risk and access to medically assisted reproduction** – Wybo J. Dondorp (The Netherlands)

11:30 - 12:00 **It takes a village to raise a child** – Susan Bewley (United Kingdom)

12:00 - 12:30 **Discussion**

12:30 - 13:30 **Lunch break**

SESSION III: INTERVENTIONS IN PREGNANCY

- 13:30 - 13:55 **Can society (legally) interfere with the mother to be's autonomy?** – Françoise Shenfield (United Kingdom)
- 13:55 - 14:20 **In utero therapy for Down syndrome: ethical exploration** – Guido De Wert (The Netherlands)
- 14:20 - 14:45 **Concepts and clinical implementation of fetal therapy** – Jan Deprest (Belgium)
- 14:45 - 15:00 **Discussion panel with members of the SIG Early Pregnancy** – Astrid Marie Kolte, Emma Kirk, Mariette Goddijn
- 15:00 - 15:30 **Coffee break**

SESSION IV: THE DILEMMA OF CAESAREAN SCAR PREGNANCY: TO TERMINATE OR CONTINUE?

- 15:30 - 15:55 **Why we should terminate** – Emma Kirk (United Kingdom)
- 15:55 - 16:20 **Why we should continue** – Siobhan Quenby (United Kingdom)
- 16:20 - 16:50 **Discussion: ethical and legal aspects of the debate:** Françoise Shenfield, Susan Bewley
- 16:45 - 17:00 **Conclusions and closure of the course** – Siobhan Quenby (United Kingdom)

PRECONGRESS COURSE 07

Sunday, 3 July 2016 | Hall 3 D

Endometriosis – getting research from bench to bedside

Organised by the Special Interest Group Endometriosis and Endometrium



COURSE COORDINATORS

Andrew Horne (United Kingdom), Andrea Romano (The Netherlands), Gerard Dunselman (The Netherlands), Carla Tomassetti (Belgium)

COURSE DESCRIPTION

This course aims to provide

- an overview of current treatment approaches for endometriosis
- review current laboratory approaches to identify new treatments
- review specific therapeutics currently under research
- examine the challenges of moving endometriosis research from the laboratory into the clinical setting.

TARGET AUDIENCE

Clinicians, researchers and patients with an interest in the endometrium and endometriosis.

EDUCATIONAL NEEDS AND EXPECTED OUTCOMES

The course should provide you with

- a summary of the effectiveness of current treatments for endometriosis
- an in-depth understanding of the laboratory models being used to try to identify new treatments
- an update of specific therapeutics currently under research
- an understanding of the challenges faced by researchers of moving endometriosis research from the laboratory into the clinical setting.

09:00 - 09:30	Evidence for current medical therapies for endometriosis – Paolo Vercellini (Italy)
09:30 - 09:45	Discussion
09:45 - 10:15	Laboratory models for identifying new drug targets for endometriosis – Erin Greaves (United Kingdom)
10:15 - 10:30	Discussion
10:30 - 11:00	Coffee break
11:00 - 11:30	Anti-angiogenesis treatment – Robert N. Taylor (U.S.A.)
11:30 - 11:45	Discussion
11:45 - 12:15	Estrogen-dependent therapies – Andrea Romano (The Netherlands)
12:15 - 12:30	Discussion
12:30 - 13:30	Lunch break
13:30 - 14:00	Selective progesterone receptor modulators – Philippe Bouchard (France)
14:00 - 14:15	Discussion
14:15 - 14:45	Is there evidence to support the use of neuropathic adjunctive analgesics in endometriosis-associated pain? – Katy Vincent (United Kingdom)
14:45 - 15:00	Discussion
15:00 - 15:30	Coffee break
15:30 - 16:00	Novel orally active GnRH antagonists for the management of pain in endometriosis – Kristof Chwalisz (U.S.A.)
16:00 - 16:15	Discussion
16:15 - 16:45	The challenges of moving endometriosis research from the lab into the clinic – Patrick Groothuis (The Netherlands)
16:45 - 17:00	Discussion

PRECONGRESS COURSE 08

Sunday, 3 July 2016 | Hall 3 E

The impact of exercise, sport and doping on human fertility
Organised by the Special Interest Group Andrology



COURSE COORDINATORS

Diana Vaamonde (Spain) and Stefan Schlatt (Germany)

COURSE DESCRIPTION

The course will provide basic knowledge on physiological aspects of sports and exercise on gonadal function and gamete quality in both sexes. It will also provide insight into doping and abuse. Since the number of patients abusing drugs or being exposed to intense sports increases constantly this course provides an important introduction and guideline to deal with these patients.

TARGET AUDIENCE

Clinicians, paramedical staff, embryologists, urologists, gynecologists and andrologists with an interest in extending their knowledge of exercise and sport activities on human reproductive health. In addition the negative consequences of doping on male fertility will be presented and curing options will be discussed.

EDUCATIONAL NEEDS AND EXPECTED OUTCOMES

The overall topic and the specific themes for the speakers were discussed among the coordinators and all SIGA board members by Email exchange and during discussions at the ESHRE meeting 2014 in Munich. The group addressed the relevance of the topic and confirmed that the close conjunction with the Olympic Games in Rio de Janeiro, Brasil will create additional enthusiasm. It was generally recognized that this topic is of relevance for ESHRE members and that the topic had been poorly covered in recent years. The expected educational outcomes will be the understanding of exercise on the regulation of the gonads and a possible impact on gamete quality and fertility. The effects of doping will also be explained and potential medical support of sports(wo)men with the desire to achieve a pregnancy will be discussed. The participants will improve their knowledge of the topic and potentially change their medical practice. Educational impact will improve understanding, skills, attitudes or behaviours of the participants and may help clinicians to better perform in patient care.

SESSION I: INFLUENCE OF FITNESS AND EXERCISE ON GONADAL CONTROL MECHANISMS

- 09:00 - 09:30 **Basic concepts in sports training and adaptation responses** – Anthony C. Hackney (U.S.A.)
09:30 - 10:00 **Body composition and fertility: Too fat or too slim to achieve a pregnancy?** – Richard Anderson (United Kingdom)
10:00 - 10:30 **The effects of exercise on the hypothalamus-pituitary-gonadal axis** – Anthony C. Hackney (U.S.A.)
10:30 - 11:00 **Coffee break**

SESSION II: IMPACT OF SPORT ACTIVITIES ON GAMETE QUALITY AND FERTILITY

- 11:00 - 11:45 **Does exercise affect sperm and and oocyte quality?** – Diana Vaamonde (Spain)
11:45 - 12:30 **Morphofunctional alterations associated to sports practice** – Andrea Sansone (Italy)
12:30 - 13:30 **Lunch break**

SESSION III: DOPING EFFECTS AND OPTIONS FOR FERTILITY TREATMENT IN ATHLETES

- 13:30 - 14:15 **Consequences of anabolic androgenic steroid abuse for general health and fertility**
– Ebo Nieschlag (Germany)
14:15 - 15:00 **Endogenous or exogenous hyperandrogenism: insights on athletes performance and reproductive function** – Stéphane Bermon (France)
15:00 - 15:30 **Coffee break**
15:30 - 16:15 **Long term consequences of intense exercise and doping on general health and fertility of former athletes** – Antti Perheentupa (Finland)
16:15 - 17:00 **Medical care of infertile athletes** – Michael Zitzmann (Germany)

PRECONGRESS COURSE 09

Sunday, 3 July 2016 | Hall 3 C

Genetics and epigenetics behind subfertility and reproductive system disease
Organised by the Special Interest Group Reproductive Genetics



COURSE COORDINATORS

Ursula Eichenlaub-Ritter (Germany) and Claudia Spits (Belgium)

COURSE DESCRIPTION

Knowledge on epigenetic and genetic mechanisms behind male and female subfertility and on new approaches to identify disease affecting reproduction has dramatically increased in the last years. Thus, information on the relevance of epigenetic disturbances in male subfertility, origin of chromosome instability in oocytes and embryos, and on new ways to detect pathways and epigenetics in reproductive pathologies should be provided to all involved in ART, human genetics, and human reproduction. The course is therefore aimed at covering novel developments, and their potential applications in genetics and epigenetics in male and female subfertility and (epi)genetic disease. The course should bridge the gap between basic research and clinical applications.

TARGET AUDIENCE

Professionals working in ART and in human reproductive medicine, in particular in reproductive genetics, as well as clinicians from different fields, embryologists, lab technicians, and basic scientists in reproduction.

EDUCATIONAL NEEDS AND EXPECTED OUTCOMES

The rapid developments in genetics and epigenetics in reproduction necessitate that ESHRE provides updated information on the field and in the clinics to bridge basic sciences with clinical application. The information provided in the course should increase the knowledge on the basis of subfertility by epimutation and chromosomal instability in germ cell formation, provide information on recent advances in methodologies to identify risks and advance personalized medicine for clinicians, embryologists and geneticists in reproductive medicine.

09:00 - 09:05 **Introduction** – Ursula Eichenlaub-Ritter (Germany)

SESSION I: EPIGENETICS BEHIND MALE INFERTILITY

09:05 - 09:25 **Epigenetic alterations in sperm DNA associated with testicular cancer treatment - relevance for male fertility** – Jacquetta Trasler (Canada)

09:35 - 09:50 **Discussion**

09:50 - 10:20 **Epigenetics in male infertility: Challenges for andrology** – Jörg Gromoll (Germany)

10:20 - 10:30 **Discussion**

10:30 - 11:00 **Coffee break**

SESSION II: EPIGENETIC AND GENETIC ELEMENTS BEHIND CHROMOSOME INSTABILITY IN OOCYTES AND EMBRYOS

11:00 - 11:30 **Chromothrypsis and genome instability in human reproduction** – Franck Pellestor (France)

11:30 - 11:45 **Discussion**

11:45 - 12:15 **Epigenetic basis of oocyte aneuploidy: mechanisms in meiosis I** – Keith Jones (United Kingdom)

12:15 - 12:30 **Discussion**

12:30 - 13:30 **Lunch break**

SESSION III: EXPLORING COMPLEX PATHWAYS AND EPIGENOME IN REPRODUCTIVE DISEASE

- 13:30 - 14:00 **Sperm-derived histone modifications and paternal heterochromatin formation in the human embryo** – Esther Baart (The Netherlands)
- 14:00 - 14:15 **Discussion**
- 14:15 - 14:45 **Genome engineering to develop models or prevent transmission of mutations by using transcription activator-like effector nucleases in oocytes and embryos** – Marc Beyer (Germany)
- 14:45 - 15:00 **Discussion**
- 15:00 - 15:30 **Coffee break**

SESSION IV: PROFILING OF THE EPIGENOME IN OOCYTES AND EMBRYOS FROM ART

- 15:30 - 16:00 **Genomic imprinting in human oocyte in vitro maturation** – Ellen Anckaert (Belgium)
- 16:00 - 16:15 **Discussion**
- 16:15 - 16:45 **DNA methyltransferases and methylation dynamics in human oocytes and preimplantation embryos: relevance for ART** – Martine De Rycke (Belgium)
- 16:45 - 17:00 **Discussion**

PRECONGRESS COURSE 10

Sunday, 3 July 2016 | Hall 3 G

Complex cases in infertility counselling: discovering new territories, implementing new techniques and creating new conversations

Organised by the Special Interest Group Psychology and Counselling



COURSE COORDINATORS

Uschi Van den Broeck (Belgium) and Sofia Gameiro (Portugal)

COURSE DESCRIPTION

Over the past decades, infertility counselling has become a specialist area in medically assisted reproduction and more widespread among countries and centres. This course will focus on some of the more complex cases in infertility counselling that challenge medical as well as mental health professionals in their own thoughts and practices. Where does technology lead us and how do we translate this in talking to our patients? Where do we find ourselves in these new territories?

Are there boundaries? The course is dedicated to focus on "difficult" issues such as posthumous conception, incidental findings, third party reproduction, sexual aspects, fertility preservation and so on.

TARGET AUDIENCE

Psychologists, mental health professionals, nurses, physicians, ethicists, ...

EDUCATIONAL NEEDS AND EXPECTED OUTCOMES

This course is designed to provide the latest evidence (if any) as well as tools to tackle complex cases in the field of infertility counselling. It will promote discussion and elucidate relevant ethical and societal questions.

In previous years, members of the SIG Psychology and Counselling have specifically asked for PCC that focus on clinical aspects and case work. This course is therefore in follow-up of the educational need identified by participants at a previous ESHRE meeting.

At the end of this course the participant should be aware of the counselling challenges and have a framework to consider complex cases concerning posthumous conception, incidental findings, third party reproduction, sexual aspects and fertility preservation.

09:00 - 09:30	About life after death: issues in posthumous conception – Guido Pennings (Belgium)
09:30 - 09:45	Discussion
09:45 - 10:15	Incidental findings during an infertility workup: obligations, questions and ethical boundaries/responsibilities – Kris Dierickx (Belgium)
10:15 - 10:30	Discussion
10:30 - 11:00	Coffee break
11:00 - 11:30	Thinking ahead: Fertility assessment and counselling – Kathrine Birch Petersen (Denmark)
11:30 - 11:45	Discussion
11:45 - 12:15	Cryopreservation of oocytes prior to corrective female to male surgery: medical and psychosocial aspects – Kenny Rodriguez-Wallberg (Sweden)
12:15 - 12:30	Discussion
12:30 - 13:30	Lunch break
13:30 - 14:00	The couple with sexual dysfunction presenting for infertility treatment – Uschi Van den Broeck (Belgium)
14:00 - 14:15	Discussion

- 14:15 - 14:45 **Nothing ventured, nothing gained: what should we know about the role of alternative treatments for patients struggling with infertility** – Torkel Falkenberg (Sweden)
- 14:45 - 15:00 **Discussion**
- 15:00 - 15:30 **Coffee break**
- 15:30 - 16:00 **Donor conceived children reflecting on their sperm donor: what do they want to know?**
– Hanna Van Parys (Belgium)
- 16:00 - 16:15 **Discussion**
- 16:15 - 16:45 **Group discussion: what do we take home to our practice?**
- 16:45 - 17:00 **Discussion**

PRECONGRESS COURSE 11

Sunday, 3 July 2016 | Room 102

Academic Authorship Programme – How to survive peer review?

Organised by the Human Reproduction Journals

COURSE COORDINATORS

Hans Evers (The Netherlands), Felice Petraglia (Italy), Chris Barratt (United Kingdom)

COURSE DESCRIPTION

This course will introduce the participant to the way peer review works. After attending the course, the participant will be familiar with the best ways to approach a study when invited as an expert reviewer by a scientific journal. The way journals work – with special emphasis on the review process – will be illustrated, as will the different forms of peer review, and we will look ahead into the future of peer review. In addition, the most important forms of study design and their specific aspects to pay attention to as a reviewer will be discussed.

TARGET AUDIENCE

Young clinicians and scientists, people at the outset of the writing phase of their academic career, and all those who wish to familiarize themselves with present day ideas about peer review.

09:00 - 09:30	Welcome remarks and introduction to the course
09:30 - 09:45	Discussion
09:45 - 10:15	History of the peereview process and practice at the ESHRE journals – Johannes Evers (The Netherlands)
10:15 - 10:30	Discussion
10:30 - 11:00	Coffee break
11:00 - 11:30	Peer review from the author's perspective – Chris Barratt (United Kingdom)
11:30 - 11:45	Discussion
11:45 - 12:15	Peer review from the editor's perspective – Johannes Evers (The Netherlands)
12:15 - 12:30	Discussion
12:30 - 13:30	Lunch break
13:30 - 14:00	Peer review from a reviewer's perspective – Michele Boiani (Germany)
14:00 - 14:15	Discussion
14:15 - 14:45	Specific questions for reviewers to ask – Edgardo Somigliana (Italy)
14:45 - 15:00	Discussion
15:00 - 15:30	Coffee break
15:30 - 16:00	Does the study design match the study question? – Madelon Van Wely (The Netherlands)
16:00 - 16:15	Discussion
16:15 - 16:45	Peer review from a journal's perspective – Richard Sharpe (United Kingdom)
16:45 - 17:00	Discussion

PRECONGRESS COURSE 12

Sunday, 3 July 2016 | Room 206/207

Procedure and technique for embryo transfer in humans

Organised by the American Society for Reproductive Medicine

COURSE COORDINATOR

Owen K. Davis (U.S.A.)

COURSE DESCRIPTION

Reproductive health professionals receive training in various aspects of assisted reproductive technology and other procedures comprising infertility treatment. There is, however, a widespread gap in training in embryo transfer. The objective of this course for ART professionals who perform the embryo transfer procedure is to learn the common best practices in embryo transfer and practice embryo transfer techniques using a virtual reality-based simulator. Learners will use modules of progressive difficulty to develop motor and cognitive skills for performing embryo transfer. The hands-on portion of the course will provide virtual simulated operative steps with increasing levels of complexity, and will store performance metrics for all users for export in standard data formats. The goal is for practitioners to improve their embryo transfer technique.

TARGET AUDIENCE

Reproductive health professionals who perform embryo transfer procedures.

EDUCATIONAL NEEDS AND EXPECTED OUTCOMES

There currently is no standardized embryo transfer procedure or methods for training professionals entering the field. At the conclusion of this course, participants should be able to 1) describe the steps in the embryo transfer procedure in humans; 2) discuss best practices in embryo transfer in humans; and 3) implement the hands-on experience gained with the embryo transfer simulator into their practice.

PROGRAMME (MORNING COURSE)

GROUP A

09:00 – 09:20	Introduction to the simulator – Keith Ray (U.S.A.)
09:20 – 09:30	Discussion
09:30 – 09:50	Current embryo transfer practice: Standardizing the embryo transfer protocol – Owen Davis (U.S.A.)
09:50 – 10:00	Discussion
10:00 – 10:20	Embryo transfer: tips and tricks – Alan Penzias (U.S.A.)
10:20 – 10:30	Discussion
10:30 – 11:00	Coffee break
11:00 – 12:30	Hands-on simulator training

GROUP B

09:00 – 09:20	Introduction to the simulator – Keith Ray (U.S.A.)
09:20 – 09:30	Discussion
09:30 – 11:00	Hands-on simulator training (coffee available at 10:30)
11:00 – 11:30	Break
11:30 – 11:50	Current embryo transfer practice: Standardizing the embryo transfer protocol – Owen Davis (U.S.A.)
11:50 – 12:00	Discussion
12:00 – 12:20	Embryo transfer: Tips and tricks – Alan Penzias (U.S.A.)
12:20 – 12:30	Discussion

PROGRAMME (AFTERNOON COURSE)

GROUP A

- 13:30 – 13:50 **Introduction to the simulator** – Keith Ray (U.S.A.)
- 13:50 – 14:00 **Discussion**
- 14:00 – 14:20 **Current embryo transfer practice: Standardizing the embryo transfer protocol** – Owen Davis (U.S.A.)
- 14:20 – 14:30 **Discussion**
- 14:30 – 14:50 **Embryo transfer: tips and tricks** – Alan Penzias (U.S.A.)
- 14:50 – 15:00 **Discussion**
- 15:00 – 15:30 **Coffee break**
- 15:30 – 17:00 **Hands-on simulator training**

GROUP B

- 13:30 – 13:50 **Introduction to the simulator** – Keith Ray (U.S.A.)
- 13:50 – 14:00 **Discussion**
- 14:00 – 15:30 **Hands-on simulator training (coffee available at 15:00)**
- 15:30 – 16:00 **Break**
- 16:00 – 16:20 **Current embryo transfer practice: Standardizing the embryo transfer protocol** – Owen Davis (U.S.A.)
- 16:20 – 16:30 **Discussion**
- 16:30 – 16:50 **Embryo transfer: Tips and tricks** – Alan Penzias (U.S.A.)
- 16:50 – 17:00 **Discussion**

PRECONGRESS COURSE 13

Sunday, 3 July 2016 | Room 204/205

Eight technical innovations designed to improve reproductive outcome: Promising or sobering facts?

Organised by the Middle East Fertility Society

COURSE COORDINATORS

Johnny Awwad (Lebanon) and Mohammad Aboulghar (Egypt)

COURSE DESCRIPTION

Developments in medical technology have led to numerous interventions designed to improve human fertility. Innovations such as Time-lapse embryo imaging, Intra Cytoplasmic Morphology Selected Sperm Injection (IMSI), Pre-implantation Genetic Aneuploidy Screening (PGS), Sperm DNA fragmentation, Adherence compounds in embryo transfer media, Gene profiling in endometrium, Micro-dissection Testicular Sperm Extraction (Micro TESE) and many others, have been introduced to enhance the reproductive outcome of women undergoing assisted reproduction. These breakthrough technologies have largely been the outcome of extensive research and exciting findings in various experimental models before making their way into human reproduction. In addition to advancing our ability to alter reproductive pathways, such technologies have also greatly expanded our understanding of the biology of reproduction. Many however have been hastily introduced into clinical practice with little evidence of improved reproductive outcome, often driven by couples' eagerness to try any promising innovation before the evidence is available to support their use.

This pre-congress course discusses some of these technical innovations introduced into the practice of assisted reproduction over the past several years, with the prime focus of evaluating their clinical relevance to improving live births in view of emerging scientific evidence.

TARGET AUDIENCE

- Reproductive Endocrinologists and Fertility Specialists
- Biologists involved in Assisted Reproductive Technologies
- Policy Regulators and Representatives of Third Party Payers

EDUCATIONAL NEEDS AND EXPECTED OUTCOMES

At the completion of this pre-congress course, participants should be able to:

- Describe the biologic pathways relevant to human reproduction
- Understand the working hypotheses for introducing the innovations described into assisted reproduction
- Evaluate the merits of each described breakthrough in improving live births in women undergoing assisted reproduction
- Formulate an evidence-based decision on whether to offer any one of these technologies in the context of infertility management in women

09:00 - 09:30	Time-lapse embryo imaging: Does the use of morphokinetics improve embryo implantation? – Johnny Awwad (Lebanon)
09:30 - 09:45	Discussion
09:45 - 10:15	Preimplantation Genetic Aneuploidy Screening (PGS): Is it delivering on its promise? – Elias Dahdouh (Canada)
10:15 - 10:30	Discussion
10:30 - 11:00	Coffee break
11:00 - 11:30	Intra Cytoplasmic Morphology Selected Sperm Injection (IMSI): Between Hope and Hype? – Sherman J. Silber (U.S.A.)
11:30 - 11:45	Discussion

- 11:45 - 12:15 **Adherence compounds in embryo transfer media (fibrin sealant and hyaluronic acid):
The evidence** – William H. Kutteh (U.S.A.)
- 12:15 - 12:30 **Discussion**
- 12:30 - 13:30 **Lunch break**
- 13:30 - 14:00 **Gene profiling in endometrium: Does personalized embryo transfer correct for implantation
failure?** – Carlos Simon Valles (Spain)
- 14:00 - 14:15 **Discussion**
- 14:15 - 14:45 **Immunologic Testing in Reproduction: Do these tests predict successful implantation**
– William H. Kutteh (U.S.A.)
- 14:45 - 15:00 **Discussion**
- 15:00 - 15:30 **Coffee break**
- 15:30 - 16:00 **Sperm DNA fragmentation: Does it impact live birth rate after IVF or ICSI?** – Yacoub Khalaf
(United Kingdom)
- 16:00 - 16:15 **Discussion**
- 16:15 - 16:45 **Microdissection Testicular Sperm Extraction (Micro TESE): Does it improve localization of
sperm compared with conventional TESE in non-obstructive azoospermia?**
– Sherman J. Silber (U.S.A.)
- 16:45 - 17:00 **Discussion**

OVERVIEW MONDAY, 4 JULY 2016

08:30 - 09:30	SESSION 01: KEYNOTE SESSION <ul style="list-style-type: none"> • Human Reproduction Keynote Lecture - Modifiable and non-modifiable risk factors for poor sperm morphology – Allan A. Pacey (United Kingdom) • Long-term consequences of maternal obesity on the health of offspring – Johan Eriksson (Finland) 	Hall 1
09:30 - 10:00	COFFEE BREAK (IN THE EXHIBIT HALL)	Hall 6
10:00 - 11:30	SESSION 02: OOCYTE HANDLING/ACTIVATION AND EMBRYO CULTURE SESSION 03: ART IN THE DIFFICULT PATIENT SESSION 04: SPERM SELECTION AND PREPARATION FOR ART SESSION 05: ADVANCES IN UNDERSTANDING OF ENDOMETRIOSIS AND ENDOMETRIAL BIOLOGY SESSION 06: WHAT DOES GENOTYPE MEAN TO THE EMBRYO? SESSION 07: OPTIMIZING OVARIAN STIMULATION	Hall 1 Hall 5 CB Hall 5 A Hall 3 AB Hall 3 DE Room 101
11:45 - 12:45	SESSION 08: UNDERSTANDING HUMAN REPRODUCTION THROUGH STEM CELLS: TALES OF TRANSLATIONAL DISCOVERIES <ul style="list-style-type: none"> • Naïve pluripotent stem cells: the key to success for in vitro gametogenesis? – Jacob Hanna (Israel) • Trophoblast stem cells to model earliest steps of placental development – Myriam Hemberger (United Kingdom) 	Hall 5 CB
11:45 - 12:45	SESSION 09: DATA REPORTING SESSION <ul style="list-style-type: none"> • Data from the ESHRE PGD Consortium – Edith Coonen (The Netherlands) 	Hall 5 A
11:45 - 12:45	SESSION 10: THE EARLY EMBRYO - GENETICS AND DEVELOPMENT <ul style="list-style-type: none"> • FSA exchange lecture: Validation of next-generation sequencing for testing chromosome aneuploidy in preimplantation embryos – Peter Coleman (Australia) • Getting turned on after sex: the three first days of the embryo – Juha Kere (Sweden) 	Hall 3 AB
11:45 - 12:45	SESSION 11: PARAMEDICAL INVITED SESSION - LABORATORY <ul style="list-style-type: none"> • Oocyte on crutches – Claus Andersen Yding (Denmark) • Non-invasive markers for embryo selection – Hassan N. Sallam (Egypt) 	Room 101
13:00 - 14:00	LUNCH BREAK (IN THE EXHIBIT HALL)	Hall 6
14:00 - 15:00	SESSION 12: OPTIMISATION OF THE MONITORING OF OVARIAN STIMULATION <ul style="list-style-type: none"> • The value of tele-monitoring in IVF/ICSI – Jan Gerris (Belgium) • Optimising IVF outcome by monitoring serum progesterone levels during ovarian stimulation – Christos Venetis (Australia) 	Hall 5 CB

14:00 - 15:00	SESSION 13: CELLULAR INTERACTIONS IN OOCYTE PHYSIOLOGY <ul style="list-style-type: none"> • Dynamic imaging of the oocyte-granulosa dialogue – David Albertini (U.S.A.) • RNA accumulation in competent oocytes – Marc-André Sirard (Canada) 	Hall 5 A
14:00 - 15:00	SESSION 14: WHAT IS THE PROBLEM WITH ANONYMITY IN DONOR CONCEPTION?	Hall 3 AB
15:15 - 16:30	SESSION 16: PREIMPLANTATION GENETIC SCREENING AND MITOCHONDRIAL DNA	Hall 1
	SESSION 17: BENCHMARKING ART	Hall 5 CB
	SESSION 18: COMPLICATIONS AND CONSEQUENCES	Hall 5 A
	SESSION 19: LOSS AND DISTRESS IN INFERTILITY. TREATMENT AND BEYOND	Hall 3 AB
	SESSION 20: OVARIAN TISSUE CULTURE, CRYOPRESERVATION AND GRAFTING	Hall 3 DE
	SESSION 21: POOR RESPONDERS: NEW HOPE?	Room 101
16:30 - 17:00	COFFEE BREAK (IN THE EXHIBIT HALL)	Hall 6
17:00 - 18:00	SESSION 22: THE NEW GENETICS FRONTIER: UP CLOSE AND PERSONAL <ul style="list-style-type: none"> • Extensive sequencing of the embryo: implications and complications – Thierry Voet (Belgium) • Genomics and you: predicting lifetime disease risk – Xavier Estivill (Spain) 	Hall 5 CB
17:00 - 18:00	SESSION 23: REPRODUCTION AND RHYTHMICITY <ul style="list-style-type: none"> • Timing in reproduction in mammals by photoperiod – Francis J.P. Ebling (United Kingdom) • Influences of environmental conditions on the reproductive system and fertility in humans – Alexander Lerchl (Germany) 	Hall 5 A
17:00 - 18:00	SESSION 24: CONSEQUENCES OF AN EXTRA X-CHROMOSOME – LESSONS FROM MOUSE MODELS AND CONSEQUENCES FOR CHILDREN <ul style="list-style-type: none"> • Molecular mechanisms of the supernumerary X chromosome in the XXY* mouse model – Joachim Wistuba (Germany) • Treatment options for infertility in Klinefelter patients – Herman Tournaye (Belgium) 	Hall 3 AB
17:00 - 18:00	SESSION 25: PARAMEDICAL 2 – LABORATORY	Room 101

MONDAY, 4 JULI 2016

08:30 - 09:30 Hall 1

Invited session: Session 01: Keynote Session

- 08:30 0-001 **Human Reproduction Keynote Lecture – Modifiable and non-modifiable risk factors for poor sperm morphology**
A.A. Pacey (United Kingdom)
- 09:00 0-002 **Long-term consequences of maternal obesity on the health of offspring**
J. Eriksson (Finland)

MONDAY, 4 JULY 2016

10:00 - 11:30 Hall 1

Session 02: Oocyte handling/activation and embryo culture

- 10:00 O-003 **Influence of the duration between removal of cumulus cells and oocyte retrieval on fertilization and embryonic development**
Y. Ishikawa (Japan)
- 10:15 O-004 **Late activation with calcium ionophore is associated with chromosome retention by the oocyte following completion of meiosis II and extrusion of the second polar body**
R. Blanshard (United Kingdom)
Receipt of grants/research supports: RB, SN and AH (part-time) are employed by Illumina (Cambridge, UK), which provided support and a studentship (RB) for the research.
- 10:30 O-005 **A prospective randomized controlled trial investigating embryonic development and clinical outcome after using Ca²⁺ ionophore in cases with previous fertilization arrest**
E. Darwish (Egypt)
- 10:45 O-006 **Shift in pH during transition to the embryonic genome impacts embryo development**
E. Adolfsson (Sweden)
- 11:00 O-007 **Prospective randomized study comparing human embryo development in a microwell group culture dish (Primo Vision dish) or in a standard dish with individual droplets**
P. Fancsovits (Hungary)
Other support: Csaba Pribenszky is also active as senior researcher at Vitrolife AB, Sweden.
- 11:15 O-008 **Do not disturb the embryos until day 5: preliminary results of a double blind prospective randomized controlled trial**
J. Ten (Spain)

MONDAY, 4 JULY 2016

10:00 - 11:30 Hall 5 CB

Session 03: ART in the difficult patient

- 10:00 0-009 **Optimization of the ovarian reserve in Poor Responder patients by ovarian autologous transplantation of mobilized-bone marrow derived stem cells**
S. Herraiz (Spain)
- 10:15 0-010 **Freeze-all in older women: benefit or loss?**
K. Lattes (Spain)
- 10:30 0-011 **Very young women are at risk of having a high embryo aneuploidy rate**
G. Eva M. (Spain)
- 10:45 0-012 **Is fertility treatment an additional perinatal risk factor in women over 40 years old?**
A. Harlev (Israel)
- 11:00 0-013 **Predictive value of very low levels of serum Anti-Müllerian hormone for pregnancy rate**
A. Pacheco Castro (Spain)
- 11:15 0-014 **Perinatal outcomes following oocyte donation versus autologous IVF: analysis of 99,111 singleton live births**
M. Kamath (India)

MONDAY, 4 JULY 2016

10:00 - 11:30 Hall 5 A

Session 04: Sperm selection and preparation for ART

- 10:00 0-015 **Prediction model for live birth in intracytoplasmic sperm injection using testicular extracted sperm**
A. Meijerink (The Netherlands)
- 10:15 0-016 **Prediction model for obtaining spermatozoa with TESE in men with non-obstructive azoospermia**
M. Cissen (The Netherlands)
- 10:30 0-017 **Meaning of DNA fragmentation in relation to the sperm source and ART outcome**
T. Paniza (U.S.A.)
- 10:45 0-018 **Parameters predicting successful sperm retrieval in men with non obstructive azospermia undergoing primary and repeated microdissection testicular sperm extraction**
M.M. Basar (Turkey)
- 11:00 0-019 **Clinical freeze preservation of whole human testicular tissue: the practicality of pre-freeze in vitro culture (IVC) at 30°C to insure good post-thaw sperm motility**
M.C. Schiewe (U.S.A.)
Stock shareholder: California Cryobank
- 11:15 0-020 **Choosing the appropriate insemination method according to sperm DNA fragmentation level**
S. Chow (U.S.A.)

MONDAY, 4 JULY 2016

10:00 - 11:30 Hall 3 AB

Session 05: Advances in understanding of endometriosis and endometrial biology

- 10:00 0-021 **Genome-wide DNA methylation and mRNA expression profiling in eutopic endometrium, disease tissue and fat: implications for endometriosis research**
N. Rahmioglu (United Kingdom)
- 10:15 0-022 **Co-expression of the oestrogen receptor beta splice variant isoform 5 (ER β 5) with oestrogen receptor alpha selectively augments oestrogen responsiveness of endometrial epithelial cells**
P.T.K. Saunders (United Kingdom)
- 10:30 0-023 **Regulation of angiogenesis-related Prostaglandin F $_{2\alpha}$ -induced VEGF and CXCL-8 factors in endometriosis**
H. Rakhila (Canada)
- 10:45 0-024 **Seminal plasma mediates metaplasia in endometriosis, via transcriptional repressors (SNAIL and ZEB)**
M.G.S. Ibrahim (Germany)
- 11:00 0-025 **Detection of cancer stem cell phenotype within endometrial mesenchymal stem cells of endometriosis patients**
S. Lalit Kumar (Sweden)
- 11:15 0-026 **Hypoxia and hypoxia inducible factor-1 in the human and murine endometrium: a role in the pathogenesis of prolonged, heavy menstrual bleeding**
J. Maybin (United Kingdom)

MONDAY, 4 JULY 2016

10:00 - 11:30 Hall 3 DE

Session 06: What does genotype mean to the embryo?

- 10:00 0-027 **Genetic diseases and aneuploidies can be detected with a single blastocyst biopsy: a new clinical successful approach**
E. Cursio (Italy)
- 10:15 0-028 **Clinical outcome derived after transfer of embryos with chromosomal mosaicism**
F. Fiorentino (Italy)
- 10:30 0-029 **The clinical significance of segmental aneuploidy in human oocytes and pre-implantation embryos**
D. Babariya (United Kingdom)
- 10:45 0-030 **Embryos showing mosaicism in trophoctoderm cells can achieve good pregnancy rates**
R. Morales Sabater (Spain)
- 11:00 0-031 **Incidence, origin and type of aneuploidy seen in human preimplantation blastocysts: concurrent analysis using single nucleotide polymorphism (SNP) arrays and next generation sequencing (NGS)**
M. Konstantinidis (U.S.A.)
- 11:15 0-032 **Mutations in TUBB8 cause a multiplicity of phenotypes in human oocytes and early embryos**
L. Wang (China)

MONDAY, 4 JULY 2016

10:00 - 11:30 Room 101

Session 07: Optimizing ovarian stimulation

- 10:00 0-033 **Results of the ESPART randomized controlled trial investigating recombinant luteinizing hormone supplementation for controlled ovarian stimulation in poor ovarian responders aligned with the Bologna criteria**
P. Humaidan (Denmark)
- 10:15 0-034 **Are AMH level and AFC useful predictors of outcomes in poor ovarian responders? A post hoc analysis of the ESPART randomized controlled trial**
J. Hubbard (U.S.A.)
- 10:30 0-035 **Optimization of outcome through individualized dosing in predicted poor responders undergoing IVF/ICSI; the OPTIMIST randomized controlled trial, NTR2657**
C. van Tilborg (The Netherlands)
- 10:45 0-036 **Optimization of outcome through individualized dosing in predicted hyper responders undergoing IVF/ICSI; The OPTIMIST randomized controlled trial, NTR2657**
S. Oudshoorn (The Netherlands)
- 11:00 0-037 **Cost-effectiveness of ovarian reserve testing in an IVF program; the OPTIMIST study**
H. Torrance (The Netherlands)
- 11:15 0-038 **Testosterone pre-treatment in poor responders treated with GnRH analogues and gonadotrophins for in-vitro fertilization: a meta-analysis**
J. Bosdou (Greece)

MONDAY, 4 JULY 2016

11:45 - 12:45 Hall 5 A

Invited session: Session 09: Data reporting session

11:45 0-041 **Data from the ESHRE PGD Consortium**
E. Coonen (The Netherlands)

MONDAY, 4 JULY 2016

11:45 - 12:45 Hall 3 AB

Invited session: Session 10: The early embryo - genetics and development

- 11:45 0-042 **FSA exchange lecture: Validation of next-generation sequencing for testing chromosome aneuploidy in preimplantation embryos**
P. Coleman (Australia)
- 12:15 0-043 **Getting turned on after sex: the three first days of the embryo**
J. Kere (Sweden)

MONDAY, 4 JULY 2016

14:00 - 15:00 Hall 5 A

Invited session: Session 13: Cellular interactions in oocyte physiology

14:00 0-048 **Dynamic imaging of the oocyte-granulosa dialogue**
D. Albertini (U.S.A.)

14:30 0-049 **RNA accumulation in competent oocytes**
M. Sirard (Canada)

MONDAY, 4 JULY 2016

14:00 - 15:00 Hall 3 AB

Invited session: Session 14: What is the problem with anonymity in donor conception?

- 14:00 0-050 **Anonymity in donor conception should not be allowed**
P. Thorn (Germany)
- 14:30 0-051 **Anonymity in donor conception should be a parental choice**
W.J. Dondorp (The Netherlands)

MONDAY, 4 JULY 2016

14:00 - 15:00 Room 101

Session 15: Paramedical 1 – Nursing

- 14:00 0-052 **Quality of life and predictive factors in a French cohort of infertile women undergoing assisted reproductive technology**
J. Gonnot (France)
- 14:15 0-053 **Fertility preservation brings hopefulness and wellbeing for young oncologic women**
J. Assi (Brazil)
- 14:30 0-054 **The association between endometriosis patients' quality of life and the patient-centeredness of their care**
S. Apers (Belgium)
- 14:45 0-055 **Psychosocial vulnerability identified by screening in early pregnancy is not increased after fertility treatment**
M. Salomon (Denmark)

MONDAY, 4 JULY 2016

15:15 - 16:30 Hall 1

Session 16: Preimplantation genetic screening and mitochondrial DNA

- 15:15 0-056 **Day 7 blastocysts prove beneficial for preimplantation genetic screening cycles**
J.B. Whitney (U.S.A.)
Receipt of honoraria or consultation fees: Illumina
Participation in a company sponsored speaker's bureau: Illumina
- 15:30 0-057 **Time-lapse analysis of preimplantation embryos affected by single chromosome abnormalities in PGS cycles**
V. Zazzaro (Italy)
- 15:45 0-058 **Evidence that differences between embryology laboratories can influence the rate of mitotic errors, leading to increased chromosomal mosaicism, with significant implications for IVF success rates**
D. Wells (United Kingdom)
- 16:00 0-059 **Quantification of mitochondrial DNA in preimplantation embryos: a tool to predict implantation potential of chromosomally normal embryos**
F. Spinella (Italy)
- 16:15 0-060 **Clinical implications of mitochondrial DNA quantification on pregnancy outcomes: a blinded prospective non-selection study**
E. Fragouli (United Kingdom)

MONDAY, 4 JULY 2016

15:15 - 16:30 Hall 5 CB

Session 17: Benchmarking ART

- 15:15 0-061 **How to measure success in ART: Using national registry data to inform patient, provider and policy decision making**
G. Chambers (Australia)
- 15:30 0-062 **The construction and the validation of an ART Global Score to quantitate an ART process**
M. Benchaib (France)
- 15:45 0-063 **Performance heterogeneity of 41 IVF centers on cumulative live birth rate: measurement and practical implications for quality control and prognostic models**
P. Arvis (France)
- 16:00 0-064 **The impact of embryo transfer catheter retraction rate on fertility outcomes in intracytoplasmic sperm injection cycles: a randomized controlled trial**
Ö. Özdamar (Turkey)
- 16:15 0-065 **Is there a different effect of lifestyle intervention in subgroups of infertile obese women? Prespecified subgroup analyses of the LIFEstyle randomised controlled trial**
A. van Oers (The Netherlands)

MONDAY, 4 JULY 2016

15:15 - 16:30 Hall 5 A

Session 18: Complications and consequences

- 15:15 0-066 **Late pregnancy complications and outcomes in women with threatened miscarriage: A Systematic review and Meta-analysis**
R. Pillai (United Kingdom)
- 15:30 0-067 **Risk factors for ectopic pregnancy in assisted conceptions: secondary analysis of Human Fertilization and Embryology Authority (HFEA) data**
S. Bhattacharya (United Kingdom)
- 15:45 0-068 **Prevention of Adhesions Post (spontaneous) Abortion (PAPA Study); a randomized controlled trial evaluating application of hyaluronic acid (HA)**
A. Hooker (The Netherlands)
- 16:00 0-069 **Effectiveness of treatment in the secondary prevention of obstetric complications in the antiphospholipid syndrome: systematic review and meta-analysis**
R. Callec (France)
- 16:15 0-070 **Recurrent pregnancy loss is not associated with an increased breast cancer risk**
C. Lambalk (The Netherlands)

MONDAY, 4 JULY 2016

15:15 - 16:30 Hall 3 AB

Session 19: Loss and distress in infertility. Treatment and beyond

- 15:15 0-071 **He said, she said: Gender differences in causal explanations for infertility / fertility problems**
E. Koert (United Kingdom)
- 15:30 0-072 **Endometriosis is associated with depression and anxiety still at premenopausal age – a population based cohort analysis**
T. Piltonen (Finland)
- 15:45 0-073 **Psychological morbidity of women who experience miscarriage: impact of a specific counselling training for residents using simulation**
G. Legendre (France)
- 16:00 0-074 **A meta-analysis of Maternal psychosocial effects of twins and multiple births following assisted conception or natural conception/ART singleton births**
O. van den Akker (United Kingdom)
- 16:15 0-075 **Psychosocial adjustment after failed fertility treatment: A meta-analytical and qualitative review**
S. Gameiro (United Kingdom)

MONDAY, 4 JULY 2016

15:15 - 16:30 Hall 3 DE

Session 20: Ovarian tissue culture, cryopreservation and grafting

- 15:15 **O-076** **Improvement of ovarian tissue survival after cryopreservation with anti-apoptotic drugs supplementation of transport and freezing media**
L. Henry (Belgium)
- 15:30 **O-077** **Attempts to improve human ovarian tissue grafting with novel matrices for tissue fusion and regeneration**
R. Abir (Israel)
- 15:45 **O-078** **In vitro culture of human ovarian cortical strips in gas permeable dishes improves quality, viability and progression of follicles**
R. Talevi (Italy)
- 16:00 **O-079** **Do viable human preantral follicles recover after enzymatic isolation and vitrification?**
K. Peeters (Belgium)
- 16:15 **O-080** **Are there factors which predict the success of ovarian tissue grafting in oncofertility patients?**
K. Stern (Australia)

MONDAY, 4 JULY 2016

15:15 - 16:30 Room 101

Session 21: Poor responders: new hope?

- 15:30 O-081 **The impact of total follicle-stimulating hormone (FSH) dose on outcomes in ESHRE Bologna poor ovarian responders. A post-hoc analysis of the ESPART randomized controlled trial**
J. Hubbard (U.S.A.)
- 15:30 O-082 **A randomised double blind placebo controlled study of recombinant human growth hormone (r-HGH) on live birth rates in women who are poor responders**
R.J. Norman (Australia)
- 15:45 O-083 **A prospective randomized controlled study depicting favourable IVF outcomes of pretreatment with Transdermal-Testosterone in Poor-Responders undergoing ART cycles**
M. Singh (India)
- 16:00 O-084 **Dehydroepiandrosterone administration does not increase pregnancy rates in poor responders: a meta-analysis**
E. Kolibianakis (Greece)
- 16:15 O-085 **Elevated progesterone on the day of triggering final oocyte maturation significantly predicts its reoccurrence in a subsequent IVF cycle**
C. Venetis (Australia)

MONDAY, 4 JULY 2016

17:00 - 18:00 Hall 5 A

Invited session: Session 23: Reproduction and rhythmicity

17:00 0-088 Timing in reproduction in mammals by photoperiod
F.J.P. Ebling (United Kingdom)

17:30 0-089 Influences of environmental conditions on the reproductive system and fertility in humans
A. Lerchl (Germany)

MONDAY, 4 JULY 2016

17:00 - 18:00 Room 101

Session 25: Paramedical 2 – Laboratory

- 17:00 0-092 **Effect of the timing of oocyte insemination or injection on the fertilization and embryo utilization rates in assisted reproduction**
B. Desmet (Belgium)
- 17:15 0-093 **Cumulus growth pattern of in-vitro matured cumulus-oocyte-complexes (COC) of transsexual persons obtained during cryopreservation of ovarian tissue correlates with the maturation status**
S. Lierman (Belgium)
- 17:30 0-094 **The difference in size between male and female pronuclei immediately before pronuclear membrane break down (PNMBD) identifies embryos that have potential for successful live birth**
K. Hatano (Japan)
- 17:45 0-095 **The relation between cell size and developmental stage in human day 2/ day 3 embryos is a predictor for blastocyst formation on day 5**
V. Muyshond (Belgium)

www.eshre.eu/thebestof

ASRM and ESHRE
5th joint meeting

**THE BEST OF ASRM
AND ESHRE**

Paris – France
23 to 25 February 2017



OVERVIEW TUESDAY, 5 JULY 2016

08:30 - 09:30	<p>SESSION 26: DO IVF PATIENTS DESERVE STANDARD TREATMENTS?</p> <ul style="list-style-type: none"> • Are all patients the same? Adapting protocols methodologies to individual cases – Ernesto Bosch (Spain) • Adopting the same laboratory strategies to all patients. Does it make sense? – Julius Hreinsson (Sweden) 	Hall 1
08:30 - 09:30	<p>SESSION 27: EPIGENETIC REMODELLING IN EMBRYOS: VIEW ON EXPRESSION BY MAGNIFYING GLASS</p> <ul style="list-style-type: none"> • Epigenetic landscape in pre-implantation embryo development – Gavin Kelsey (United Kingdom) • Molecular and structural insights into bovine embryonic genome activation – Eckhard Wolf (Germany) 	Hall 5 CB
08:30 - 09:30	<p>SESSION 28: ASRM EXCHANGE SESSION - SPECIAL CONSIDERATIONS FOR ART IN PATIENTS WITH SEX CHROMOSOME ANEUPLOIDY: KLINEFELTER SYNDROME AND TURNER SYNDROME</p> <ul style="list-style-type: none"> • Klinefelter syndrome – Rebecca Sokol (U.S.A.) • Turner syndrome – Richard Reindollar (U.S.A.) 	Hall 5 A
08:30 - 09:30	<p>SESSION 29: PARAMEDICAL INVITED SESSION - NURSING</p> <ul style="list-style-type: none"> • Fertility preservation for transgender prior to transition surgery – Kelly Tilleman (Belgium) • Are nurses and midwives competent enough to perform ultrasound monitoring in ovarian stimulation? – Jolienke Schoonenberg-Pomper (The Netherlands) 	Room 101
09:30 - 10:00	COFFEE BREAK (IN THE EXHIBIT HALL)	Hall 6
10:00 - 11:30	SESSION 30: IVF LABORATORY QUALITY AND STRATEGIES	Hall 1
10:00 - 13:00	<p>SESSION 31: LIVE SURGERY SESSION</p> <ul style="list-style-type: none"> • Live surgery form the operating theatre • The added value of reproductive surgery – Stephan Gordts (Belgium) 	Hall 5 CB
10:00 - 11:30	SESSION 32: ENDOMETRIAL RECEPTIVITY - WHAT'S NEW?	Hall 5 A
	SESSION 33: DEEP SEQUENCING THE EMBRYO	Hall 3 AB
	SESSION 34: REPRODUCTIVE EPIDEMIOLOGY, SOCIO-CULTURAL ASPECTS AND HEALTH ECONOMY 1	Hall 3 DE
	SESSION 35: AMH: THE PLOT THICKENS	Room 101
11:45 - 12:45	SESSION 36: EUROPEAN AND GLOBAL ART MONITORING SESSION	Hall 5 A
	SESSION 37: UPDATE ON ULTRASOUND IMAGING	Hall 3 AB
	SESSION 38: REPRODUCTIVE ENDOCRINOLOGY/EARLY PREGNANCY	Hall 3 DE
	SESSION 39: PARAMEDICAL 3 - NURSING	Room 101

13:00 - 14:00	LUNCH BREAK (IN THE EXHIBIT HALL)	Hall 6
14:00 - 15:00	SESSION 40: THE NEED FOR OXYGEN IN IVF <ul style="list-style-type: none"> • Oxygen as a regulatory force during oogenesis and preimplantation mbryogenesis: lessons for oocyte and embryo culture in clinical IVF – Jonathan Van Blerkom (U.S.A.) • Is oxygen really harmful to human embryo culture? – John Dumoulin (The Netherlands) 	Hall 5 CB
14:00 - 15:00	SESSION 41: INSULIN SENSITIZERS IN REPRODUCTION <ul style="list-style-type: none"> • Role of metformin and AMPK in reproductive tissues – Pascal Froment (France) • Insulin sensitizers in the treatment of metabolic disturbances and infertility in PCOS – Laure C. Morin Papunen (Finland) 	Hall 5 A
14:00 - 15:00	SESSION 42: EMBRYO AND DOUBLE GAMETE DONATION (PATIENT SESSION)	Hall 3 AB
	SESSION 43: LEGISLATION AND ECONOMICS OF THE EU TISSUE & CELL LANDSCAPE	Hall 3 DE
15:15 - 16:30	SESSION 45: EMBRYO (EPI)GENETICS AND MIRNAS	Hall 1
	SESSION 46: THE UTERUS IN INFERTILITY	Hall 5 CB
	SESSION 47: TROPHOBLAST AND ENDOMETRIAL CROSS TALK	Hall 5 A
	SESSION 48: SAFETY AND QUALITY IN ART 1	Hall 3 AB
	SESSION 49: STEM CELLS	Hall 3 DE
	SESSION 50: EFFECTS OF AGE AND HEALTH ON SEMEN PARAMETERS AND SPERM DNA INTEGRITY	Room 101
16:30 - 17:00	COFFEE BREAK (IN THE EXHIBIT HALL)	Hall 6
17:00 - 18:00	SESSION 51: OOCYTE AND SPERM QUALITY	Hall 1
	SESSION 52: WHEN SPERM ARE THE LIMIT	Hall 5 CB
	SESSION 53: GENETIC FACTORS IN INFERTILITY	Hall 5 A
	SESSION 54: REPRODUCTIVE SURGERY	Hall 3 AB
	SESSION 55: FEMALE FERTILITY. NEW AND RENEWED IDEAS	Hall 3 DE
	SESSION 56: ETHICS AND LAW	Room 101
18:00 - 19:00	ANNUAL GENERAL ASSEMBLY OF MEMBERS	Room 101

TUESDAY, 5 JULY 2016

08:30 - 09:30 Hall 1

Invited session: Session 26: Do IVF patients deserve standard treatments?

08:30 O-096 Are all patients the same? Adapting protocols methodologies to individual cases

E. Bosch (Spain)

Receipt of grants/research supports: Roche diagnosis

Receipt of honoraria or consultation fees: Ferring pharmaceuticals, Merck Serono, MSD, Unify, OvaScience, Glycotape, Roche diagnosis, HRT pharma, Finox and TocopheRx outside the submitted work.

09:00 O-097 Adopting the same laboratory strategies to all patients. Does it make sense?

J. Hreinsson (Sweden)

TUESDAY, 5 JULY 2016

08:30 - 09:30 Hall 5 CB

Invited session: Session 27: Epigenetic remodelling in embryos: view on expression by magnifying glass

- 08:30 0-098 **Epigenetic landscape in pre-implantation embryo development**
 G. Kelsey (United Kingdom)
- 09:00 0-099 **Molecular and structural insights into bovine embryonic genome activation**
 E. Wolf (Germany)

TUESDAY, 5 JULY 2016

08:30 - 09:30 Hall 5 A

Invited session: Session 28: ASRM exchange session – Special considerations for ART in patients with sex chromosome aneuploidy: Klinefelter syndrome and Turner syndrome

08:30 0-100 Klinefelter syndrome
R. Sokol (U.S.A.)

09:00 0-101 Turner syndrome
R. Reindollar (U.S.A.)

TUESDAY, 5 JULY 2016

08:30 - 09:30 Room 101

Invited session: Session 29: Paramedical invited session – Nursing

08:30 0-102 **Fertility preservation for transgender prior to transition surgery**
K. Tilleman (Belgium)

09:00 0-103 **Are nurses and midwives competent enough to perform ultrasound monitoring in ovarian stimulation?**
J. Schoonenberg-Pomper (The Netherlands)

TUESDAY, 5 JULY 2016

10:00 - 11:30 Hall 1

Session 30: IVF laboratory quality and strategies

- 10:00 0-104 **Evaluation of the effects produced by volatile organic compounds (VOCs) over human embryo development**
V. Vázquez Cubillos (Spain)
- 10:15 0-105 **Worse by the hour: in vitro aging of oocytes lowers the chance of achieving a pregnancy but does not affect live birth rates**
A. Pujol Masana (Spain)
- 10:30 0-106 **The role of intracytoplasmic sperm injection (ICSI) for non-male factor infertility in women aged 40 and over**
S. Tannus (Canada)
- 10:45 0-107 **Pre-zygotic transfer (PZT): A pilot study in poor prognosis patients**
D. Payne (Australia)
- 11:00 0-108 **Cleavage-stage embryo cryopreservation/warming and blastocyst stage embryo transfer is more beneficial over blastocyst stage embryo cryopreservation/warming strategy in good responder patients**
M. Kavrut (Turkey)
- 11:15 0-109 **Development of a normogram for early warning based on the relationship of key performance indicators with fresh in-vitro fertilization cycle outcomes**
U.N. Jindal (India)

TUESDAY, 5 JULY 2016

10:00 - 13:00 Hall 5 CB

Invited session: Session 31: Live surgery session

12:30 0-110 The added value of reproductive surgery
S. Gordts (Belgium)

TUESDAY, 5 JULY 2016

10:00 - 11:30 Hall 5 A

Session 32: Endometrial receptivity – what's new?

- 10:00 0-111 **Why do we still measure endometrial thickness and what is its effect on live birth rates?**
S. Santos Ribeiro (Belgium)
- 10:15 0-112 **Is endometrial thickness associated with intrauterine growth restriction or placental related pregnancy complications in fresh IVF cycles?**
G. Oron (Israel)
- 10:30 0-113 **ER Map: a new comprehensive and reliable endometrial receptivity test**
J.A. Horcajadas Almansa (Spain)
- 10:45 0-114 **How to limit the risk of early pregnancy loss in frozen embryo transfer protocols?**
I. Hatoum (France)
- 11:00 0-115 **Enhanced SUMOylation of HOXA10 impairs endometrial receptivity and embryo implantation**
R. Jiang (China)
- 11:15 0-116 **Impact of S100A10 protein silencing on the decidualization process and secretory transformation of endometrial stromal and epithelial cells, of fertile women**
L. Bissonnette (Canada)

TUESDAY, 5 JULY 2016

10:00 - 11:30 Hall 3 AB

Session 33: Deep sequencing the embryo

- 10:00 0-117 **Quantification of low frequency variants of the mitochondrial DNA (mtDNA) in single cells by massive parallel sequencing (MPS)**
F. Zambelli (Italy)
- 10:15 0-118 **Design, validation and clinical application of a novel next-generation sequencing protocol for detection of mitochondrial disease and simultaneous aneuploidy screening in preimplantation embryos**
K. Spath (United Kingdom)
- 10:30 0-119 **Mitochondrial quantification during human embryogenesis via Next-generation sequencing: Relation to nuclear ploidy status**
N. Arrach (U.S.A.)
- 10:45 0-120 **The impact of simultaneous mitochondrial DNA (mtDNA) content assessment in comprehensive chromosomal screening (CCS): a prospective pilot study**
F.K. Boynukalin (Turkey)
- 11:00 0-121 **RNA-Seq reveals distinct transcriptomes in normal and trisomic human pre-implantation embryos**
F. Licciardi (U.S.A.)
- 11:15 0-122 **Selecting single blastocysts for transfer with next-generation sequencing significantly improves ongoing pregnancy rates for IVF patients: results from a randomized pilot study**
Z. Yang (U.S.A.)

TUESDAY, 5 JULY 2016

10:00 - 11:30 Hall 3 DE

Session 34: Reproductive epidemiology, socio-cultural aspects and health economy 1

- 10:00 0-123 **Fewer live-births with repeated single embryo transfer as compared to initial double embryo transfer; time to question the efficacy of embryo cryopreservation?**
S. Nelson (United Kingdom)
- 10:15 0-124 **Use of fertility treatments among female survivors of early onset cancer – A Finnish register-based study**
J. Melin (Finland)
- 10:30 0-125 **Age at menarche, age at menopause, reproductive lifespan and risk of cardiovascular disease (CVD): a cohort study of 256,284 women**
S. Iliodromiti (United Kingdom)
- 10:45 0-126 **Do infertile immigrants have different fertility quality of life and socio-demographic parameters when assisted reproductive technologies (ART) is funded for all?**
J. Hasson (Canada)
- 11:00 0-127 **Predicting the chances of having a baby after one or more complete cycles of in-vitro fertilisation: analysis of linked cycle data from 113,873 women**
D. McLernon (United Kingdom)
- 11:15 0-128 **Poor financial recovery from out-of-pocket payment for Assisted Reproductive Technology (ART) in the public-academic health sector of South Africa**
S.J. Dyer (South Africa)

TUESDAY, 5 JULY 2016

10:00 - 11:30 Room 101

Session 35: AMH: The plot thickens

- 10:00 O-129 **The bone morphogenetic protein 15 up-regulates the anti-Müllerian hormone receptor expression in granulosa cells**
N. di Clemente (France)
- 10:15 O-130 **Comparable inter-laboratory performance of two automated platforms (Roche® and Beckman Coulter®) for Anti-Müllerian Hormone (AMH) evaluation permits greater clinical confidence when assessing functional ovarian reserve**
C. Fairbairn (United Kingdom)
- 10:30 O-131 **Unraveling the long-term decline of anti-Müllerian hormone**
A. de Kat (The Netherlands)
- 10:45 O-132 **Anti-Müllerian hormone levels and features of polycystic ovary syndrome in adolescence**
M. Caanen (The Netherlands)
- 11:00 O-133 **Phenotypic variation in anti-Müllerian hormone (AMH) production per follicle in women with polycystic ovary syndrome (PCOS) and isolated polycystic ovarian morphology (PCOM)**
P. Bhide (United Kingdom)
- 11:15 O-134 **Irrespective of age, serum Anti-Müllerian hormone (AMH) levels are related to miscarriage rates in IVF-ET thereby supporting the hypothesis that AMH is a qualitative biomarker**
B. Tarasconi (France)

TUESDAY, 5 JULY 2016

11:45 - 12:45 Hall 5 A

Invited session: Session 36: European and global ART monitoring session

- 11:45 O-135 **Assisted Reproductive Technology (ART) in Europe 2013. Preliminary results generated from European registers by ESHRE**
C. Calhaz - Jorge (Portugal)
- 12:15 O-136 **ICMART World Report 2012**
D. Adamson (U.S.A.)
- 12:30 O-137 **ICMART in Africa**
S.J. Dyer (South Africa)

TUESDAY, 5 JULY 2016

11:45 - 12:45 Hall 3 AB

Invited session: Session 37: Update on ultrasound imaging

11:45 0-138 **3D ultrasound to diagnose uterine anomalies**
C. Exacoustos (Italy)

12:15 0-139 **3D ultrasound in early pregnancy**
N. Exalto (The Netherlands)

TUESDAY, 5 JULY 2016

11:45 - 12:45 Hall 3 DE

Invited session: Session 38: Reproductive endocrinology/Early pregnancy

11:45 0-140 Monozygotic twinning: To be or not to be monoclonal
B. Reversade (Republic of Singapore)

12:15 0-141 The biology of dizygotic twinning
D. Boomsma (The Netherlands)

TUESDAY, 5 JULY 2016

11:45 - 12:45 Room 101

Session 39: Paramedical 3 – Nursing

- 11:45 0-142 **Reproductive options for transmen**
S. Somers (Belgium)
- 12:00 0-143 **Poor knowledge on age-related fertility decline and in-vitro fertilization (IVF) among healthcare professionals outside of assisted reproductive technologies (ART)**
R. Vassena (Spain)
- 12:15 0-144 **Sex counselling for subfertile couples continuing to attempt natural conception**
E. Dancet (Belgium)
- 12:30 0-145 **Comparison of patients - centredness experience in infertility care in patients fully reimbursed by national insurance and in cross-border self-paying patients**
V. Vlasisavljevic (Slovenia)

TUESDAY, 5 JULY 2016

14:00 - 15:00 Hall 5 A

Invited session: Session 41: Insulin sensitizers in reproduction

- 14:00 0-148 **Role of metformin and AMPK in reproductive tissues**
P. Froment (France)
- 14:30 0-149 **Insulin sensitizers in the treatment of metabolic disturbances and infertility in PCOS**
L.C. Morin - Papunen (Finland)

TUESDAY, 5 JULY 2016

14:00 - 15:00 Hall 3 AB

Invited session: Session 42: Embryo and double gamete donation (Patient session)

- 14:00 0-150 **Should embryo donation be mandatory? Patients' perspective on Polish Law on infertility treatment**
A. Krawczak (Poland)
- 14:15 0-151 **Comparative analysis on the situation of embryo/double gamete donation in Romania and France**
N. Cristea Brunel (Romania)
- 14:30 0-152 **Embryo and double gamete donation – Talking and telling**
C. Spencer (United Kingdom)
- 15:45 0-153 **Embryo donation – new legislation – the case in Israel**
O. Balaban-Kasztelanski (Israel)

TUESDAY, 5 JULY 2016

14:00 - 15:00 Hall 3 DE

Invited session: Session 43: Legislation and economics of the EU Tissue & Cell landscape

- 14:00 0-154 **Overview of EU legislation applicable for IVF/ART**
Stefaan Van Der Spiegel (Belgium)
- 14:20 0-155 **Economics for IVF/ART**
Ingrid Geesink (The Netherlands)
- 14:40 0-156 **Exchange/Q&A on key concerns for the IVF/ART sector on the current EU legal framework**
Edgar Vasile Mocanu (Ireland) (Moderator)

TUESDAY, 5 JULY 2016

14:00 - 15:00 Room 101

Invited session: Session 44: Paramedical invited session – Nursing

14:00 0-157 **Can nurses and midwives help patients cope with treatment?**
H. Ockhuysen (The Netherlands)

14:30 0-158 **Three psychosocial interventions staff could incorporate in routine care today to support patients**
J. Boivin (United Kingdom)

TUESDAY, 5 JULY 2016

15:15 - 16:30 Hall 1

Session 45: Embryo (epi)genetics and miRNAs

- 15:15 0-159 **The position of the inner cell mass during blastocyst biopsy does not affect clinical results**
J. Ten (Spain)
- 15:30 0-160 **Direct unequal cleavages: Embryo developmental competence, genetic constitution and clinical outcome**
N. Zaninovic (U.S.A.)
- 15:45 0-161 **Methylation level of H19/IGF2 differentially methylated region (DMR) in human blastocysts donated by fertile couples**
M. Derakhshan-Horeh (Iran)
- 16:00 0-162 **Comprehensive characterization of the human blastocyst's miRNome from the Inner Cell Mass, the Trophectoderm and their related IVF spent culture media**
D. Cimadomo (Italy)
- 16:15 0-163 **MicroRNAs in spent blastocyst culture media: assays have to be improved**
A. Reignier (France)

TUESDAY, 5 JULY 2016

15:15 - 16:30 Hall 5 CB

Session 46: The uterus in infertility

- 15:15 0-164 **Regeneration of endometrial function such as establishment of pregnancy by endometrial cell sheet transplantation**
G. Kuramoto (Japan)
- 15:30 0-165 **Should patients be immobilised after intrauterine insemination? A randomised controlled comparison between 15 minutes of immobilisation and direct mobilisation**
J. van Rijswijk (The Netherlands)
- 15:45 0-166 **Uterine fluid-derived extracellular vesicles as a new non-invasive tool to assess endometrial features**
P. Vigano (Italy)
- 16:00 0-167 **Controlled ovarian Hyperstimulation (COH) and intrauterine insemination (IUI) vs. In-Vitro Fertilisation (IVF) for the first line treatment of unexplained subfertility – A randomised controlled trial**
A. Nandi (United Kingdom)
- 16:15 0-168 **Proteomic assessment of the endometrial fluid the day of embryo transfer as a prognostic factor of implantation in In Vitro Fertilization**
R. Matorras (Spain)

TUESDAY, 5 JULY 2016

15:15 - 16:30 Hall 5 A

Session 47: Trophoblast and endometrial cross talk

- 15:15 0-169 **The sirtuin 1 activator resveratrol modulates the retinoic acid signaling pathway and inhibits the expression of decidual markers in primary human endometrial stromal cells**
A. Ochiai (Japan)
- 15:30 0-170 **Mono-2-ethylhexyl Phthalate inhibits human extravillous trophoblast invasion via PPAR γ pathway**
F. Gao (China)
- 15:45 0-171 **G-CSF increases Treg cell recruitment to the decidua during the first trimester in women with a history of recurrent miscarriage: possible involvement of β -hCG chemoattraction**
N. Mansouri-Attia (U.S.A.)
- 16:00 0-172 **Endometrial receptivity and miscarriages: crucial roles of endometrial microRNAs**
L. Drissenek (France)
- 16:15 0-173 **NLRP7 mutations in spontaneous abortions with multilocus methylation defects at imprinted genes from woman with recurrent pregnancy loss**
I. Lebedev (Russia C.I.S.)

TUESDAY, 5 JULY 2016

15:15 - 16:30 Hall 3 AB

Session 48: Safety and quality in ART 1

- 15:15 0-174 **Double embryo transfer (DET): just for women taller than 1.65m?**
T. Simoes (Portugal)
- 15:30 0-175 **Critical appraisal of the content of high quality clinical practice guidelines for fertility preservation**
Ö. Baysal (The Netherlands)
- 15:45 0-176 **Oocyte retrieval simulator: a safe and efficient tool for training**
I. Piva (Italy)
- 16:00 0-177 **Coasting (withholding gonadotrophins) for preventing ovarian hyperstimulation syndrome**
R. Hassan (United Kingdom)
- 16:15 0-178 **Interventions for the prevention of Ovarian Hyperstimulation syndrome (OHSS) in assisted reproductive technology (ART) cycles: an overview of Cochrane reviews**
S. Mourad (New Zealand)

TUESDAY, 5 JULY 2016

15:15 - 16:30 Hall 3 DE

Session 49: Stem cells

- 15:15 0-179 **Influence of female age on expression of mesenchymal stem cell-related markers and differentiation potential of aspirated follicular cells derived from women in the IVF programme**
I. Virant - Klun (Slovenia)
- 15:30 0-180 **Massive parallel sequencing uncovers chromosomal mosaicism in human embryonic stem cells in both primed and naive culture conditions**
M. Popovic (Belgium)
- 15:45 0-181 **human menstrual blood-derived mesenchymal stem cells repair injured endometrium by angiogenesis via activating AKT and ERK pathways**
Y. Zhang (China)
- 16:00 0-182 **Detection, isolation and characterization of differentiation-resistant human embryonic stem cells**
A. Keller (Belgium)
- 16:15 0-183 **Opposing effects of FGF2 and TGF- β /Activin/Nodal signalling inhibition on BMP-mediated trophoblast differentiation in hESCs**
M. Koel (Estonia)

TUESDAY, 5 JULY 2016

15:15 - 16:30 Room 101

Session 50: Effects of age and health on semen parameters and sperm DNA integrity

- 15:15 0-184 **A comprehensive study into the effects of advancing male age on semen parameters, sperm genetic integrity and the outcome of assisted reproductive treatments**
A. Raberi (United Kingdom)
- 15:30 0-185 **The effects of age on sperm DNA damage: an evaluation of 2,178 semen samples**
R. Baruffi (Brazil)
- 15:45 0-186 **Semen parameters in men with varicocele: DNA fragmentation, chromatin packaging, mitochondrial membrane potential, and apoptosis**
A. Nicoletti (Brazil)
- 16:00 0-187 **Association between body mass index (BMI) and sperm quality or sperm DNA integrity. A large population study**
J.B.A. Oliveira (Brazil)
- 16:15 0-188 **Prevalence of human papilloma virus in sperm, Sperm DNA Fragmentation Index (DFI%) and ART success in couples with repeated implantation failure**
G. Caglar (Turkey)

TUESDAY, 5 JULY 2016

17:00 - 18:00 Hall 1

Session 51: Oocyte and sperm quality

- 17:00 0-189 **Follicular size is a confounding factor for gene expression analysis in cumulus cells**
C. Pirkevi (Turkey)
- 17:15 0-190 **Correlation between oocyte cumulus cells gene expression, embryo morphokinetic, blastocyst formation and euploidy**
C. Scarica (Italy)
- 17:30 0-191 **Sperm DNA integrity is associated with time-lapse parameters of early embryonic development**
F. Hamiliki (Sweden)
- 17:45 0-192 **Influence of sperm parameters on embryonic development, morphokinetics, and ART outcomes: male factor exploration in a female factor-controlled study platform**
A. Leza (Spain)

TUESDAY, 5 JULY 2016

17:00 - 18:00 Hall 5 CB

Session 52: When sperm are the limit

- 17:00 0-193 **Limits for number of offspring in Danish anonymous sperm donors: what are the risks?**
C. Ekstrom (Denmark)
- 17:15 0-194 **Microfluidic device based selective sorting of motile human sperm for IUI application: a preliminary study**
U. Demirci (U.S.A.)
- 17:30 0-195 **Cryopreservation of very low numbers of spermatozoa from infertile men using agarose capsules**
S. Hatakeyama (Japan)
- 17:45 0-196 **Influence of the abstinence period on human sperm quality: analysis of 2,458 semen samples**
A.L. Mauri (Brazil)

TUESDAY, 5 JULY 2016

17:00 - 18:00 Hall 5 A

Session 53: Genetic factors in infertility

- 17:00 0-197 **Identifying Clock genes and comparing their circadian expression in the endometrium of healthy fertile women and those with recurrent implantation failure (RIF)**
L. Stocker (United Kingdom)
- 17:15 0-198 **Hyperandrogenism reprograms leptin via down-regulation of DNMT1, a novel mechanism involved in decreased pregnancy rates in PCOS patients**
L. Xianhua (China)
- 17:30 0-199 **Differentially methylated LINE1 patterns in sperm DNA of infertile men**
I. Georgiou (Greece)
- 17:45 0-200 **Methylation of a novel FMR1 epigenetic element depends on women ovarian reserve**
B. Youness (Germany)

TUESDAY, 5 JULY 2016

17:00 - 18:00 Hall 3 AB

Session 54: Reproductive surgery

- 17:00 0-201 **Hysteroscopic intratubal Essure® device placement versus laparoscopic salpingectomy, as treatment for hydrosalpinges prior to in vitro fertilization (IVF)/intracytoplasmic sperm injection (ICSI): a randomised controlled trial**
K. Dreyer (The Netherlands)
- 17:15 0-202 **Laparoscopy vs. robotic surgery for endometriosis (LAROSE): a multicenter randomized controlled trial**
E. Soto (U.S.A.)
- 17:30 0-203 **Hysteroscopic removal of placental remnants: a randomised controlled trial comparing hysteroscopic morcellation with cold loop resection**
F. Vanden Meerschaut (Belgium)
- 17:45 0-204 **Natural pregnancy rates after fallopian tube catheterisation for proximal tubal obstruction: a systematic review and meta-analysis**
P. De Silva (United Kingdom)

TUESDAY, 5 JULY 2016

17:00 - 18:00 Hall 3 DE

Session 55: Female fertility. New and renewed ideas

- 17:00 O-205 **Impact of serum vitamin D levels on ovarian reserve and ovarian response to ovarian stimulation in egg donors**
C. Iglesias (Spain)
- 17:15 O-206 **The impact of acupuncture on IVF success rates: a randomized controlled trial**
K. Gillerman (United Kingdom)
- 17:30 O-207 **Effectiveness of different combined oral contraceptives – final results from the “international active surveillance study – safety of contraceptives: role of estrogens” (INAS-SCORE) Study**
C. Hagemann (Germany)
- 17:45 O-208 **Do subfertile women with *C. trachomatis* antibodies have reduced clinical pregnancy rates, a prospective four-year follow-up-study**
T. Rantsi (Finland)

TUESDAY, 5 JULY 2016

17:00 - 18:00 Room 101

Session 56: Ethics and law

- 17:00 0-209 **The counsellor's advice: an analysis of moral implications of providing advice about how to disclose donor conception to children**
V. Provoost (Belgium)
- 17:15 0-210 **Combination-PGD: ethics of access and transfer**
W.J. Dondorp (The Netherlands)
- 17:30 0-211 **Preimplantation genetic screening (PGS): a blessing or a curse for patient centred fertility treatment?**
H. Mertes (Belgium)
- 17:45 0-212 **Genetic conditions in gamete donors and the handling of genetic risk**
L. Bruhn Madsen (Denmark)
- Other support: The authors are employed by Cryos International*

TUESDAY, 5 JULY 2016

18:00 - 19:00 Room 101

Annual General Assembly of Members

1. Minutes of the last meeting (held in Lisbon and published in Focus on Reproduction, September 2015)
2. Matters arising
3. Membership of the Society
4. Society activities (Annual Meetings, Campus Meetings, Guidelines development, studies and data collection)
5. Human Reproduction journals
6. Paramedical Group
7. Financial report
8. Election of the Honorary Members for 2017
9. Any other business
10. Date of the next General Assembly of Members

OVERVIEW WEDNESDAY, 6 JULY 2016

08:30 - 09:30	SESSION 57: MOLECULAR ELEMENTS IN MALE INFERTILITY <ul style="list-style-type: none">• Male infertility as a monogenic pathology – Stéphane Viville (France)• Transposable elements and male gametogenesis – Patricia Fauque (France)	Hall 1
08:30 - 09:30	SESSION 58: ENDOMETRIAL INJURY PRIOR TO EMBRYO TRANSFER IN IVF <ul style="list-style-type: none">• Does it make scientific sense? – Hilary Critchley (United Kingdom)• Does it make clinical sense? – Christophe Blockeel (Belgium)	Hall 5 CB
08:30 - 09:30	SESSION 59: PARAMEDICAL INVITED SESSION - CONTROVERSIES – “EMBRYO TRANSFER EXCLUSIVELY IN THE FROZEN CYCLE?” <ul style="list-style-type: none">• Does it increase the probability of pregnancy? – Bruce Shapiro (U.S.A.)• Does it affect the mother and the offspring? – Siladitya Bhattacharya (United Kingdom)	Room 101
09:30 - 10:00	COFFEE BREAK (IN THE EXHIBIT HALL)	Hall 6
10:00 - 11:45	SESSION 60: EMBRYO TIME-LAPSE MICROSCOPY	Hall 1
	SESSION 61: NOVEL MARKERS IN REPRODUCTIVE ENDOCRINOLOGY	Hall 5 CB
	SESSION 62: OOCYTE AND EMBRYO CRYOPRESERVATION	Hall 5 A
	SESSION 63: WHAT SPERM CAN DO MORE THAN FERTILIZE	Hall 3 AB
	SESSION 64: SAFETY AND QUALITY IN ART 2	Hall 3 DE
	SESSION 65: ENDOMETRIOSIS IN THE CLINIC	Room 101
12:00 - 13:00	SESSION 66: BASIC SCIENCE OF EARLY PREGNANCY <ul style="list-style-type: none">• Molecular regulation of implantation – John Aplin (United Kingdom)• H-Y immunity in early pregnancy – Henriette Svarre Nielsen (Denmark)	Hall 1
12:00 - 13:00	SESSION 67: ASRM/SOCIETY FOR REPRODUCTIVE ENDOCRINOLOGY AND INFERTILITY: PRIMARY OVARIAN INSUFFICIENCY: THE PROBLEM AND POSSIBLE SOLUTIONS <ul style="list-style-type: none">• The new science of folliculogenesis and follicle depletion: fact and fiction – James Segars(U.S.A.)• Fertility treatment for women with POI-where are we are and where are we going? – Valerie Baker(U.S.A.)	Hall 5 CB
12:00 - 13:00	SESSION 68: ENDOMETRIOSIS, HOW DOES IT HURT? <ul style="list-style-type: none">• Peripheral nerve mechanisms in endometriosis associated pain – Matteo Morotti (United Kingdom)• Central pain mechanisms relevant to endometriosis-associated pain – Katy Vincent (United Kingdom)	Hall 5 A
13:00 - 14:00	LUNCH BREAK (IN THE EXHIBIT HALL)	Hall 6

14:00 - 15:15	SESSION 69: EMBRYO DEVELOPMENT AND NON-INVASIVE ASSESSMENT	Hall 1
	SESSION 70: SCREENING AND PREDICTING	Hall 5 CB
	SESSION 71: THE COMPROMISED OVARY	Hall 5 A
	SESSION 72: THE SURROGATE AND PROSPECTIVE PARENTS EXPERIENCE OF SURROGACY	Hall 3 AB
	SESSION 73: GONADOTOXICITY AND FERTILITY PRESERVATION	Hall 3 DE
	SESSION 74: PCOS	Room 101
15:30 - 16:30	AWARDS AND CLOSING CEREMONY	Room 101

WEDNESDAY, 6 JULY 2016

08:30 - 09:30 Hall 1

Invited session: Session 57: Molecular elements in male infertility

08:30 0-213 Male infertility as a monogenic pathology
S. Viville (France)

09:00 0-214 Transposable elements and male gametogenesis
P. Fauque (France)

WEDNESDAY, 6 JULY 2016

08:30 - 09:30 Hall 5 CB

Invited session: Session 58: Endometrial injury prior to embryo transfer in IVF

08:30 0-215 **Does it make scientific sense?**
H. Critchley (United Kingdom)

09:00 0-216 **Does it make clinical sense?**
C. Blockeel (Belgium)

WEDNESDAY, 6 JULY 2016

08:30 - 09:30 Room 101

Invited session: Session 59: Paramedical invited session – Controversies – “Embryo transfer exclusively in the frozen cycle?”

08:30 0-217 Does it increase the probability of pregnancy?
B. Shapiro (U.S.A.)

09:00 0-218 Does it affect the mother and the offspring?
S. Bhattacharya (United Kingdom)

WEDNESDAY, 6 JULY 2016

10:00 - 11:45 Hall 1

Session 60: Embryo time-lapse microscopy

- 10:00 O-219 **Time lapse technology allows us to study the effect of sperm quality in the embryonic development**
D. Agudo (Spain)
- 10:15 O-220 **Cinematographic analysis of embryo vacuoles and their impact on reproductive outcome**
R. Herrero (Spain)
- 10:30 O-221 **Morphokinetic analysis of early fertilization and embryo cleavage dynamics based on the mode of insemination technique used on human embryos: a prospective sibling oocyte study**
G.G. Karlikaya (Turkey)
- 10:45 O-222 **Euploid blastocysts that experience more collapses are less likely to result in live birth: a quantitative and automated analysis of time-lapse cinematography**
G. Harton (U.S.A.)
- 11:00 O-223 **Pregnancy outcomes of single cleavage-stage embryo transfer by using Time-lapse imaging do not differ from single blastocyst transfer**
X. Zhao (China)
- 11:15 O-224 **Time-lapse algorithms and morphological selection of blastocysts for transfer: a pre-clinical validation study**
A. Storr (Australia)
- 11:30 O-225 **A meta-analysis of the benefit using time-lapse imaging in assisted reproduction to improve pregnancy rate and reduce early pregnancy loss**
M. Montag (Germany)

WEDNESDAY, 6 JULY 2016

10:00 - 11:45 Hall 5 CB

Session 61: Novel markers in reproductive endocrinology

- 10:00 0-226 **Activin A production and actions during three-dimensional culture of macaque ovarian follicles – a potential noninvasive biomarker for follicle and oocyte growth in vitro**
J. Xu (U.S.A.)
- 10:15 0-227 **Lessons learnt from a dedicated, tertiary, multidisciplinary clinic for Mayer Rokitansky Küster Hauser Syndrome**
N.S. Liou (United Kingdom)
- 10:30 0-228 **Gonadotrophin secretion is a useful adjunct in the assessment of patients with hyperprolactinaemia**
A. Abbara (United Kingdom)
- 10:45 0-229 **TOP001, a novel orally active allosteric agonist of follicle stimulating hormone (FSH) receptor, stimulates similar maturation of high quality oocytes in preclinical models as hFSH**
S. Palmer (U.S.A.)
- 11:00 0-230 **Cell-free DNA level in serum, as a new biomarker for prognostic prediction of ovarian response to stimulation**
E. Scalici (France)
- 11:15 0-231 **New insight into the pathogenesis of ovarian hyperstimulation syndrome (OHSS): pigment epithelium-derived factor (PEDF) targets both angiogenic and inflammatory pathways**
I. Ben-Ami (Israel)
- 11:30 0-232 **Vitamin D deficiency and pregnancy rates following frozen-thawed embryo transfer: a prospective cohort study**
A. Van de Vijver (Belgium)

WEDNESDAY, 6 JULY 2016

10:00 - 11:45 Hall 5 A

Session 62: Oocyte and embryo cryopreservation

- 10:00 O-233 **A new device for warming embryo during the transfer improves clinical outcomes. Preliminary results in a RCT**
R. Bernabeu-Perez (Spain)
- 10:15 O-234 **Hydroxypropyl cellulose is an effective surfactant agent for vitrification solutions: a prospective study on donor oocytes**
M. Gallardo Molina (Portugal)
- 10:30 O-235 **Oxidative markers in cryopreservation medium of frozen- thawed embryos in In Vitro Fertilization: a possible tool for improved embryo selection?**
W. Zofnat (Israel)
- 10:45 O-236 **Different thawed cleaved embryo transfer strategy for cryopreserved embryos according to mode of cryopreservation? A prospective randomized study comparing 2 culture medium duration**
A. Benammar (France)
- 11:00 O-237 **Morphology dynamics of warmed blastocyst are strong predictors of clinical outcome**
A. Galán Rivas (Spain)
- 11:15 O-238 **Higher cumulative ongoing pregnancy rate after IVF cycles including a fresh embryo transfer than after freeze-all cycles**
V. Barraud-Lange (France)
- 11:30 O-239 **Multi-center study demonstrates freeze-all IVF protocols are correlated with higher ongoing pregnancy rates in women of advanced maternal age**
K. Hunter Cohn (U.S.A.)

WEDNESDAY, 6 JULY 2016

10:00 - 11:45 Hall 3 AB

Session 63: What sperm can do more than fertilize

- 10:00 0-240 **Isolation and characterization of exosome nanovesicles secreted by pre-pubertal Sertoli cells**
G. Luca (Italy)
- 10:15 0-241 **Decoding mammalian fertility: characterising the genetic loci implicated in male fertility potential**
E. Parfitt (U.S.A.)
- 10:30 0-242 **Fingerprinting of tubulin post-translational modifications (PTM) identifies the spermatozoa tail tip as a cluster area of candidate sperm fitness biomarkers**
F. Amargant (Spain)
- 10:45 0-243 **Dutasteride mediated morphological changes in genitourinary tract was associated with altered expression patterns of androgen receptor and estrogen receptor in male rat**
N. Enatsu (Japan)
- 11:00 0-244 **Quantitative proteomic analysis of human sperm tail in asthenozoospermic patients**
T. Rezaei-Tobraggaleh (Iran)
- 11:15 0-245 **Signaling pathways in human spermatozoa to screen for idiopathic infertility**
A. Clement (France)
- 11:30 0-246 **The impact of sperm protamination on embryo development and ART result**
M. Benchaib (France)

WEDNESDAY, 6 JULY 2016

10:00 - 11:45 Hall 3 DE

Session 64: Safety and quality in ART 2

- 10:00 0-247 **Which patient and treatment factors contribute to the risk of congenital heart defects after art?**
M. Davies (Australia)
- 10:15 0-248 **Trends over time in congenital malformations among children conceived after assisted reproductive technology (ART)**
A. Henningsen (Denmark)
- 10:30 0-249 **The influence of specific infertility treatments on long-term cognitive abilities in children: a systematic review**
V. Moore (Australia)
- 10:45 0-250 **Long-term prognosis of live birth after ART, intrauterine insemination and spontaneous conceptions in women initiating treatment with homologous gametes –A Danish national cohort study**
S. Malchau (Denmark)
- 11:00 0-251 **Perinatal outcomes following preimplantation genetic diagnosis versus IVF or ICSI: analysis of 99,498 singleton live births**
S.K. Sunkara (United Kingdom)
- 11:15 0-252 **Follow-up of children born after new technologies: testicular sperm extraction (TESE), in vitro maturation (IVM), and artificial oocyte activation (AOA)**
Y. Nakajo (Japan)
- 11:30 0-253 **Cumulative live birth rate and perinatal outcomes comparing women with freeze-all embryo transfers and women with fresh and subsequent frozen embryo transfers**
Y.A. Wang (Australia)

WEDNESDAY, 6 JULY 2016

10:00 - 11:45 Room 101

Session 65: Endometriosis in the clinic

- 10:00 0-254 **Increased pain responses and pain symptoms persist until premenopause in women with endometriosis – A population-based cohort analysis**
S. Vuontisjärvi (Finland)
- 10:15 0-255 **Laparoscopic excision versus ablation for endometriosis-associated pain – A systematic review and meta-analysis**
J. Pundir (United Kingdom)
- 10:30 0-256 **Women with endometriosis do not have an increased miscarriage rate but suffer significantly more from endometriosis associated infertility**
A. Kohl Schwartz (Switzerland)
- 10:45 0-257 **The oocyte and embryo quality are poorer in women with endometriosis compared to those without endometriosis**
Y. Cheong (United Kingdom)
- 11:00 0-258 **ART outcomes in endometriosis-affected women after fresh versus frozen embryo transfer cycles: a matched cohort study**
P. Santulli (France)
- 11:15 0-259 **Serum AMH level is a misgiver in case of ovarian endometrioma**
L. Marcellin (France)
- 11:30 0-260 **The role of environmental contaminants in the development of endometriosis: a systematic review**
A. Conforti (Italy)

WEDNESDAY, 6 JULY 2016

12:00 - 13:00 Hall 5 A

Invited session: Session 68: Endometriosis, how does it hurt?

- 12:00 0-270 **Peripheral nerve mechanisms in endometriosis associated pain**
M. Morotti (United Kingdom)
- 12:30 0-271 **Central pain mechanisms relevant to endometriosis-associated pain**
K. Vincent (United Kingdom)

WEDNESDAY, 6 JULY 2016

14:00 - 15:15 Hall 1

Session 69: Embryo development and non-invasive assessment

- 14:00 0-265 **Follicular fluid biomarkers for human embryo quality in vitro fertilization: Proof of principle**
F. Chen (Belgium)
- 14:15 0-266 **Prediction of embryos at risk of chromosomal abnormalities and developmental arrest by metabolic profiling of >100 metabolites in spent culture media**
A. Chatzimeletiou (Greece)
- 14:30 0-267 **Detecting metabolic differences in mouse and human embryos through a novel imaging strategy**
N. Resetkova (U.S.A.)
- 14:45 0-268 **Cell allocation patterning between the two-cell to the blastocyst stage might be associated with organ development in mouse offspring**
L.P. Sepulveda Rincon (United Kingdom)
- 15:00 0-269 **Inner cell mass of blastocyst grade and loosening of inner cell mass is related to monochorionic diamniotic twinning**
J. Otsuki (Japan)

WEDNESDAY, 6 JULY 2016

14:00 - 15:15 Hall 5 CB

Session 70: Screening and predicting

- 14:00 0-272 **Implementation of an expanded carrier screening test for recessive genetic disorders in an oocyte donation program**
A. Abuli Vidal (Spain)
- 14:15 0-273 **Repeated predictions of natural conception for the same couple**
R. van Eekelen (The Netherlands)
- 14:30 0-274 **Biomarkers of ovarian reserve as predictors of reproductive potential**
A. Steiner (U.S.A.)
- 14:45 0-275 **Oocyte cytoplasmic maturation, metaphase plate alignment and aneuploidies – impact on fertilization rate, embryo quality and pregnancy outcomes**
C. Alvarez Sedo (Argentina)
- 15:00 0-276 **AMH levels, independent of age, are a significant marker for risk of miscarriage following post-IVF embryo transfer**
A. Zgodic (U.S.A.)

WEDNESDAY, 6 JULY 2016

14:00 - 15:15 Hall 5 A

Session 71: The compromised ovary

- 14:00 **O-277** **The effect of GV1001 and Bevacizumab combination therapy on follicle loss of ovary**
M. Kim (Korea, South)
- 14:15 **O-278** **Novel microRNAs (miRNA) as Biomarkers for Toxic Insult in the Ovary**
H. Furlong (Canada)
- 14:30 **O-279** **Impact of environmental endocrine disruptor's exposure in controlled ovarian stimulation outcome in egg donors**
F. Dominguez (Spain)
- 14:45 **O-280** **Random-start ovarian stimulation in patients without cancer: comparison between conventional-start and random-start in different ovarian reserve**
H. Matsubayashi (Japan)
- 15:00 **O-281** **Estimation of ovarian response with changing gonadotropin doses: a study of 14,805 women with repeated stimulation cycles**
Z. Veleva (Finland)

WEDNESDAY, 6 JULY 2016

14:00 - 15:15 Hall 3 AB

Session 72: The surrogate and prospective parents experience of surrogacy

- 14:00 0-282 **Efficacy of a short educational video on fertility knowledge and intentions over 12 months: a randomised controlled trial in young adults**
M. Martins (Portugal)
- 14:15 0-283 **The UK longitudinal study of donor insemination, egg donation and surrogacy families: a follow-up at adolescence**
E. Ilioi (United Kingdom)
- 14:30 0-284 **Gay men's journeys to parenthood via surrogacy: an exploratory study of UK residents**
W. Norton (United Kingdom)
- 14:45 0-285 **When the womb is overseas: the meaning-making of the gestational surrogacy in gay couples**
N. Carone (Italy)
- 15:00 0-286 **A Longitudinal Study of the Experiences & Psychological Well-Being of Indian Surrogates**
N. Lamba (United Kingdom)

WEDNESDAY, 6 JULY 2016

14:00 - 15:15 Hall 3 DE

Session 73: Gonadotoxicity and fertility preservation

- 14:00 0-287 **ABVD chemotherapy for lymphoma affects number and morphology of primordial follicles in the adolescent and adult ovary**
E.E. Telfer (United Kingdom)
- 14:15 0-288 **Pharmacological administration of ceramide-1-phosphate (C1P) prevents chemotherapy-induced premature ovarian failure (POF)**
N. Pascuali (Argentina)
- 14:30 0-289 **Evidence that administration of an antioxidant with anticancer properties can prevent cyclophosphamide gonadotoxicity by modulating early ovarian response to oxidative stress**
G. Di Emidio (Italy)
- 14:45 0-290 **Seminiferous tubule integrity, Sertoli cell maturation and Leydig cell functionality after long-term organotypic culture of human immature testicular tissue**
F. De Michele (Belgium)
- 15:00 0-291 **Protective effects of N-acetylcysteine (NAC) on human spermatozoa exposed to etoposide**
R. Sá (Portugal)

WEDNESDAY, 6 JULY 2016

14:00 - 15:15 Room 101

Session 74: PCOS

- 14:00 0-292 **Dysregulation of steroids pathways in granulosa cells may contribute to overexpression of anti-Müllerian hormone system in women with polycystic ovary syndrome**
R. Chrystele (France)
- 14:15 0-293 **A novel method to demonstrate that pregnant women with PCOS hyper-expose their fetus to androgens: A possible stepping stone for the developmental theory of PCOS**
R. Homburg (United Kingdom)
- 14:30 0-294 **Prevalence of type 2 diabetes (DM2) at first presentation among women with polycystic ovarian syndrome (PCOS) and normal ovulatory controls**
T.Y.T. Ngan (Canada)
- 14:45 0-295 **Polycystic ovary syndrome (PCOS), hyperandrogenism and overweight/obesity, independently and interactively, increase the risk of metabolic syndrome**
M. Ollila (Finland)
- 15:00 0-296 **GnRH agonist for triggering final oocyte maturation in patients with PCO at high risk for severe OHSS: factors predicting live birth in subsequent FRET cycles**
T. Tarlatzi (Belgium)

WEDNESDAY, 6 JULY 2016

15:30 - 16:30 Room 101

Awards and closing ceremony

E-CAMPUS, THE E-LEARNING PLATFORM OF ESHRE

WWW.ESHRE.EU/ECAMPUS





POSTERS

Andrology

- P-001** **Anti-oestrogen administration increases pregnancy rates in patients with idiopathic male subfertility: a systematic review and meta-analysis**
S. Khashaba (Australia)
- P-002** **Levels of reactive oxygen species (ROS) in the seminal plasma predicts the effectiveness of L-carnetine to improve sperm function in men with infertility**
W. Vessey (United Kingdom)
- P-003** **Cryopreservation of spermatozoa by means of small and large volume vitrification compared with conventional slow freezing and the effects on post-thaw sperm quality**
A. Thijssen (Belgium)
- P-004** **Determining the prevalence of human papillomavirus in sperm donors**
S. Zamora Lopez (Spain)
- P-005** **Lamivudine, a reverse transcriptase inhibitor, impairs sperm parameters in mice**
C. Kitsou (Greece)
- P-006** **A new simple and quick method for sperm preparation and selection prior to ICSI procedure**
D. Vizziello (Italy)
- P-007** **Characterization of sperm DNA quality in men presenting with reproductive and non-reproductive cancers**
S.E.M. Lewis (United Kingdom)
- P-008** **Total motile sperm count has a superior predictive value over the WHO 2010 cut-off values for the outcomes of intracytoplasmic sperm injection cycles**
E. Borges Junior (Brazil)
- P-009** **Sperm DNA Integrity test and ART outcome**
N. Ayvazova (Bulgaria)
- P-010** **In male infertility folate cycle genes variants associate with sperm aneuploidy and DNA fragmentation**
O. Feskov (Ukraine)
- P-011** **The novel device of male infertility screening with single-ball lens microscope and smartphone**
Y. Kobori (Japan)
- P-012** **Seminal fluid static oxidation reduction potential is lower in seminal fluid that meets WHO criteria for fertile men**
S. Al Said (Qatar)

- P-013** **Oxidation reduction potential: a new predictor for sperm morphology in infertile men**
S. Al Said (Qatar)
- P-014** **Clinical value of ultrasonographic (US) analysis of seminiferous tubules for predicting successful sperm retrieval in patients with non-obstructive azoospermia (NOA)**
S. Nariyoshi (Japan)
- P-015** **Randomized correlations of trace elements with reproductive hormones and semen quality among Sudanese infertile males**
A. Al-Obeid Omer (Sudan)
- P-016** **Investigation of the effects of ion channel expression in infertile men patients**
I. Orhan (Turkey)
- P-017** **The structure of human sperm transition proteins of normo- and subnormospermia and its relationship with DNA integrity and conventional sperm parameters**
N. Shelko (Germany)
- P-018** **A prospective double-blind randomized placebo-controlled study of the effect of vitamin E on semen parameters in infertile men**
A. Exposito Navarro (Spain)
- P-019** **Oxidation-reduction potential (ORP) of spermatozoa selected for intracytoplasmic sperm injection (ICSI) after exposure to polyvinylpyrrolidone (PVP) and hyaluronic acid (HA)**
A. Agarwal (U.S.A.)
- P-020** **Two-cell mouse embryo assay (MEA) outcome after intracytoplasmic injection of human sperm selected in polyvinylpyrrolidone (PVP) or hyaluronic acid (HA)**
I. Maldonado Rosas (Mexico)
- P-021** **Combination of density gradient centrifugation and magnetic-activated cell sorting significantly reduce sperm DNA fragmentation index of semen samples**
H. Chi (Korea, South)
- P-022** **Addition of myoinositol into sperm preparation medium improved the sperm motility and pregnancy rate of IUI cycles in asthenozoospermic patients**
J. Park (Korea, South)
- P-023** **PAWP expression and distribution in spermatozoa is not associated with fertilization failure**
T. Freour (France)
- P-024** **PAWP gene and protein expression in sperm cells in relation to sperm parameters and ICSI outcome in egg donation cycles**
M. Barragan (Spain)
- P-287** **Endometrial scratching for pregnancy following sexual intercourse or intrauterine insemination (IUI): a Cochrane systematic review and meta-analysis**
S. Lensen (New Zealand)

- P-025** **Effect of microsurgical varicocelectomy on semen parameters in severe male factor infertility**
E. Sagara (Japan)
- P-026** **Proliferation of spermatogonium GC-1 spg and GC-2 spd cells was regulated by SET protein**
Q. Zhu (China)
- P-027** **Simple effective vitrification of a small number of human spermatozoa using Rapid-i carriers: a follow-up study**
M. Murakami (Japan)
- P-028** **Connexin 43 regenerates meiosis and toxicant-induced blood-testis barrier disruption in the rat testes**
W. Lee (Hong Kong)
- P-029** **Investigation the effects of chronic mobile phone radiation and melatonin used for protection purpose on the semen morphology**
G. Take Kaplanoglu (Turkey)
- P-030** **Determination of an inducer optimized to induction of sperm capacitation in the mice**
J.I. Yun (Korea, South)
- P-031** **Pollution exposure and high DNA fragmentation index in human sperms: a case-control study**
G. Ruvolo (Italy)
- P-032** **Relationship between leucospermia and sperm DNA damage**
S. Filiz (Turkey)
- P-033** **Human prolactin inducible protein in seminal plasma as a marker of azoospermia**
M. Jeseta (Czech Republic)
- P-034** **Physical activity is correlated with sperm quality in sperm donors**
F. Quintana Ferraz (Spain)
- P-035** **Clinical Pregnancy rates comparing different sources of spermatozoa**
K. David (Brazil)
- P-036** **The testicular histopathology as a predictive factor of sperm retrieval in patients with non-obstructive azoospermia (NOA)**
V. Zazzaro (Italy)
- P-037** **Pathological threshold of human sperm DNA oxidation, an increase value for infertility diagnostics**
S. Vorilhon (France)
- P-038** **The influence of high values of sperm DNA fragmentation on the quality and genotype of the embryos**
T. Kodyleva (Russia C.I.S.)

- P-039** **Toll Like Receptors signaling pathway PCR array in Recurrent Implantaion Failure patient with high and low Sperm DNA damage**
Z. Zandieh (Iran)
- P-040** **Does the number of veins ligated during microsurgical subinguinal varicocelectomy influence semen and hormone outcome?**
S. Al Said (Qatar)
- P-041** **Spermatozoa with both abnormal chromatin condensation and large nuclear vacuoles seem to have a negative influence on clinical outcomes, in oocytes-donation cycles with repeated failures**
E. Iovine (Italy)
- P-042** **Human seminal plasma of different men induce different power of uterine contractility in a uterus perfusion model**
I. Hoffmann (Germany)
- P-043** **Calretinin increases androgen production in testicular Leydig cells**
X. Wendan (China)
- P-044** **Clinical outcome in intracytoplasmic sperm injection (ICSI) cycles using testicular sperm in post chemotherapy non-obstructive azoospermia (NOA)**
T. Ishikawa (Japan)
- P-045** **The application of 3-methyladenine with lithium chloride increases the detrimental effects of lithium chloride on sperm number and motility**
M. Erguven (Turkey)
- P-046** **Testicular endocrine patterns in young boys operated for cryptorchidism**
T. Almont (France)
- P-047** **Hydrogen molecule treatment enhances ATP production in human spermatozoa**
K. Nakata (Japan)
- P-048** **Patients with Sertoli cell-only syndrome combining with seminiferous tubule hyalinization have higher sperm retrieval rate when micro-TESE was performed**
J. Zhang (China)
- P-049** **Interleukin-18 and apoptosis of mice Leydig cell during lipopolysaccharide-induced acute inflammatory condition**
T. Inoue (Japan)
- P-050** **Assessment of sperm motility in oligoasthenospermic men, treated with metabolic and essential nutrients, in a randomized, double blind, placebo study**
S. Micic (Serbia)
- P-051** **Outcome of testicular sperm extraction in 52 spinal cord injured-men**
K. Suzuki (Japan)

- P-052** **Taste receptors genes variability related to male infertility: expression of gustducin and transducin G proteins α -subunits in human sperm**
P. Piomboni (Italy)
- P-053** **Evaluation and introduction into service of Male Factor Infertility assays, in the provision of Y-chromosomal micro-deletion screening for the West of Scotland**
J. Rice (United Kingdom)
Other support: All consumables (Male Factor Infertility kit and Male Factor Infertility-Y-Plus kit) for this study were provided by Elucigene Diagnostics, gratis.
Additionally conference admission, travel and board costs for first author were paid by Elucigene Diagnostics.
- P-054** **Mitochondrial DNA copy number in spermatozoa as a predictor of successful IVF**
L. de Wit (The Netherlands)
- P-055** **Study of the protection of zinc and alpha-tocopherol on human sperm parameters, lipid peroxidation, apoptosis and DNA fragmentation with Mobile Phone Radiation treated in vitro**
M.H. Bahadori (Iran)
- P-056** **Is there an association between the different HOST-induced tail swelling patterns and sperm quality?**
S. Daoud (Tunisia)
- P-057** **Cigarette smoking and semen quality: a new meta-analysis examining the effect of the 2010 world health organization laboratory methods for the examination of human semen**
R. Sharma (U.S.A.)
- P-058** **Clinical experience with personalized treatment of male infertility by FSH based on FSH receptor gene polymorphisms**
I. Cernakova (Slovakia)
- P-059** **The influence of hyperbaric oxygenation (HBO) and antioxidant therapy (AT) on spermatogenesis in course of preparation for assisted reproduction technique (ART)**
Y. Shtyrya (Russia C.I.S.)
- P-060** **Outcome of ICSI with testicular spermatozoa obtained through microscopically assisted testicular sperm extraction in relation to the ovarian response**
C. Fahri Teksen (Turkey)
- P-061** **Stress preconditioning of human sperm for cryopreservation: a new strategy to improve frozen-thawed sperm quality**
M. Hezavehei (Iran)
- P-062** **How long should we keep ejaculatory abstinence (EA) before intrauterine insemination (IUI)?**
J. Kim (Korea, South)

- P-063** **Effect of the chemotherapy cyclophosphamide and busulfan on the levels of pre-meiotic markers and testicular growth factors of sexually immature and mature mice**
M. Huleihel (Israel)
- P-064** **BrdUTP/anti-BrdUTP TUNEL labeling system fails to detect DNA fragmentation in highly condensed chromatin of dead/apoptotic spermatozoa**
S. Forte (Switzerland)
- P-065** **The effect of varicocelectomy on semen parameters and pregnancy rate in infertile male with clinical varicocele**
M. Mitsunami (Japan)
- P-066** **The effect of prolonged sexual abstinence period in male on fertilization and pregnancy outcomes in fresh embryo transfer after intracytoplasmic sperm injection**
J.W. Lee (Korea, South)
- P-067** **Dynamic transcriptional profiles of human testis-specific actin capping protein β 3 and its possible implication of male infertility**
T. Soda (Japan)
- P-068** **Venous blood gases of varicocele veins: correlation with testicular blood flow and semen quality in varicocele patients**
K.U. Rehman (Pakistan)
- P-069** **Differential chromatin incorporation of CREM, ACT and BRDT testis-specific transcription factors in normal and impaired human spermatogenesis**
M. Shahhoseini (Iran)
- P-070** **IVF outcomes and morphokinetics of embryos originating from testicular spermatozoa of men with follicle stimulating hormone receptor (FSHR) gene polymorphism**
O. Tishchenko (Ukraine)
- P-071** **Exploring the role of the nuclear receptor coactivators in murine Sertoli cell**
M. Teletin (France)
- P-072** **Severe testicular microlithiasis in Ultrasonographic (US) images indicates the micro-obstruction in seminiferous tubule and may predict high sperm retrieval rate in non-obstructive azoospermia (NOA) patient**
T. Sho (Japan)
- P-073** **Association of varicocele and classical sperm characteristics with antioxidant enzymatic activity – superoxide dismutase and glutathione peroxidase, selenium, sperm DNA fragmentation and membrane mitochondrial potential**
B. Zorn (Slovenia)
- P-074** **The common DEFB126 NM_030931.3:c.314_315delCC genetic variant: an indicator for treatment and donor selection in subfertile couples?**
G. Filippini-Cattaneo (Switzerland)

- P-075** **Reconsidering of human round spermatid injection into the oocyte (ROSI)**
A. Tanaka (Japan)
- P-076** **Y chromosome microdeletion and spermatogenesis in Japanese men due to spermatogenic dysfunction**
Y. Shimomura (Japan)
- P-077** **Relationship between serum oxidative stress/antioxidant power in infertile men and age, parameter of sperms or ART result**
A. Yoshida (Japan)
- P-078** **Influence of monotherapy with darunavir-ritonavir on semen quality and on the presence of HIV in the semen of HIV+ patients**
J.A. Castilla Alcalá (Spain)
- P-079** **Recipient nationality and marital status in relation to choice of ART and donor type**
E. Johansen (Denmark)
- P-080** **Sperm chromatin integrity (SCSA analysis) in specific ejaculate fractions can improve semen evaluation under clinical settings**
M. Álvarez-Rodríguez (Sweden)
- P-081** **Effects of temperature and concentration on human sperm quality during in vitro handling**
R. Gualtieri (Italy)
- P-082** **Abdominal obesity and unbalanced metabolism in men consulting for unexplained subfertility**
C. Dupont (France)
- P-083** **Land of Fires vs National Park of Cilento (South of Italy): two different environmental impacts on Sperm DNA Fragmentation**
T. Notari (Italy)
- P-084** **Sperm DNA fragmentation and mitochondrial membrane potential are better for predicting natural pregnancy than semen analysis**
S. Malic (Slovenia)
- P-085** **The impact of paternal age on Intra Cytoplasmic Sperm Injection (ICSI) cycle outcome in ART: a retrospective study**
L. Karakoc Sokmensuer (Turkey)
- P-086** **The effects of smoking, harmful environmental exposure and physical exercise on semen quality**
J. Matos (Portugal)
- P-087** **An investigation of the potential effect of sperm nuclear vacuoles in human sperm on DNA fragmentation using a neutral Comet assay**
K. Lukaszuk (Poland)

- P-088** **Conventional sperm analysis: is it telling us the whole story?**
I. Vilella Amorós (Spain)
- P-089** **Men born small for gestational age may be at risk of developing male-factor subfertility**
S. Liffner (Sweden)
- P-090** **Sperm source and early embryonic development**
J. Kopeika (United Kingdom)
- P-091** **Strict sperm morphology predicts outcome of intrauterine insemination: a prospective observational study**
H. Asakura (Japan)
- P-092** **Pregnancy after vas deferens sterilization: surgical repermeabilization or assisted reproduction?**
V. Uvin (Belgium)
- P-093** **Human papilloma virus sperm infection and its correlation with in vitro fertilisation**
N. Grieco (Italy)
- P-094** **Association of serum vitamin D with sex hormones and semen quality**
A. Kouhkan (Iran)
- P-095** **Next generation sequencing reveals a novel mutation in the XY-linker region of phospholipase C zeta (PLC ζ), resulting in truncated protein and oocyte activation deficiency**
S.N. Amdani (United Kingdom)

Early pregnancy

- P-096** **Genotyping analysis of protein S-Tokushima and the involvement of protein S antigen and activity in patients with recurrent pregnancy loss**
Y. Matsukawa (Japan)
- P-097** **Efficacy of intrauterine injection of granulocyte colony stimulating factor(G-CSF) on treatment of unexplained recurrent miscarriage**
S. Zafardoust (Iran)
- P-098** **TSHR as a new susceptibility locus: The first genome-wide association study for obstetric antiphospholipid syndrome**
M. Sugiura-Ogasawara (Japan)
- P-099** **Local injection of diluent vasopressin followed by suction curettage as initial treatment of cervical ectopic pregnancy**
H. Ishikawa (Japan)
- P-100** **The association between first trimester uterine artery Doppler velocimetry indices and adverse perinatal outcomes in IVF cycles**
H. Timur (Turkey)
- P-101** **Area under the curve of estradiol monitorisation: A novel approach to evaluate detrimental effect of estrogen exposure on implantation along the COH**
T. Kutlu (Turkey)
- P-102** **Optimism in live birth rates of unicornuate uterus patients**
H. Bulut (Turkey)
- P-103** **HLA-E was involved in the effect of progesterone on the ADAM19 expression in JEG-3 cells**
H. Zhongying (China)
- P-104** **Expression of hypoxia inducible factor and vascularization status was altered in peri-implantation endometrium of women with recurrent miscarriage**
Y. Liu (Hong Kong)
- P-105** **Flow cytometric evaluation of epithelial b3-Integrin expression in endometrium of recurrent miscarriage patients and correlation with endometrial receptivity array**
K. Marron (Ireland)
- P-106** **A one year retrospective analysis comparing live birth outcomes from embryos grown and transferred from an undisturbed time-lapse culture system with a conventional culture system**
K. McEvoy (United Kingdom)
- P-107** **Spontaneous abortion rates are decreased by using sperms following annexin V magnetic activated cell sorting (MACS) in ART for recurrent miscarriage patients**
H.C. Kwon (Korea, South)

- P-108** **The correlations between chromosomal distribution of early pregnancy loss and the existence of an embryo as well as the postmortem embryonic pole length after IVF-ET**
Y. Ouyang (China)
- P-109** **The effect of Fresh-ET and FET on maternal and neonatal outcomes**
L. Sun (China)
- P-110** **Urinary human chorionic gonadotrophin (hCG) levels in early pregnancies correlate with serum hCG and may be used for the monitoring of early pregnancy well-being**
S. Johnson (United Kingdom)
- P-111** **Miscarriage risk in women with twice, once and never poor response in two consecutive IVF treatment cycles**
T. Honorato (The Netherlands)
- P-112** **Embryo transfer performed under ultrasound guidance can reduce the risk of caesarean scar pregnancy in women with isthmocele?**
D. Baldini (Italy)
- P-113** **Embryonic aneuploidy: Is it responsible for the increased risk of early pregnancy loss in patients with PCOS?**
L. Luo (China)
- P-114** **Hydroxychloroquine treatment for recurrent pregnancy loss – a pilot study**
H. Svarre Nielsen (Denmark)
- P-115** **Maternal Killer-cell Immunoglobulin-like Receptor (KIR) and fetal HLA-C compatibility in ART- oocyte donor influences live birth rate**
D. Alecsandru (Spain)
- P-116** **Aneuploidy Screening and Genome Profiling in Couples with Spontaneous Recurrent Pregnancy Loss**
S. Cheung (U.S.A.)
- P-117** **Effects of previous ectopic pregnancies and the pertaining treatments on in vitro fertilization/intracytoplasmic sperm injection and frozen-thawed embryo transfer outcomes**
T. Du (China)
- P-118** **Primary recurrent miscarriage is linked to elevated peripheral natural killer cells**
R.J. Kuon (Germany)
- P-119** **Multiple pregnancy after double embryo transfer is associated with a lower chance of miscarriage**
E. Kolman (The Netherlands)
- P-120** **Limitations of radiological screening tests in detection of subtle incomplete septum or arcuate uterine anomaly in patients with recurrent pregnancy loss (RPL)**
O. Abuzeid (U.S.A.)

- P-121 **The prevalence of mycoplasma and ureaplasma related chronic endometritis in women with a history of recurrent pregnancy loss (RPL)**
W.H. Kutteh (U.S.A.)
- P-122 **Immunomodulation of the endometrium using oral prednisolone in unexplained recurrent miscarriage and normal or high level of uterine natural killer cell density in the endometrium**
K. Labib (Egypt)
- P-123 **Recurrent pregnancy loss – what is the impact of consecutive versus non-consecutive losses?**
O.B. Christiansen (Denmark)
- P-124 **Effect of JAR spheroids on endometrial stromal cell decidualization**
L. Hu (China)
- P-125 **Expression of TRPV4 exposed to estrogen in the pathophysiology of tubal ectopic pregnancy**
C. Fung-Wei (Taiwan R.O.C.)
- P-126 **Identifying maternal constraints on fetal growth and subsequent perinatal outcomes using a multiple embryo implantation model**
N. Pereira (U.S.A.)
- P-127 **The role of adjuvant treatment in unexplained recurrent miscarriage**
S. Dobson (United Kingdom)
- P-128 **Antimullerian hormone as predictor of miscarriage in unexplained repeat pregnancy loss women under 35 years old**
G.S. Lee (Korea, South)
- P-129 **Serum and tissue concentration of vascular endothelial growth factor (VEGF) in ampullary ectopic pregnancy and the depth of trophoblastic invasion**
D. Teshima (Brazil)
- P-130 **Abnormal human chorionic gonadotropin (hCG) trends in viable singleton pregnancies after transfer of multiple embryos**
P. Brady (U.S.A.)
- P-131 **Supplementation of hMG decreases early pregnancy loss in the rFSH GnRH antagonist cycles complicated with low LH levels in both young and older ages**
P. Yang (Taiwan R.O.C.)
- P-132 **Analysis of 1287 patients having unexplained spontaneous miscarriage: search for a possible etiology**
B. Chakravarty (India)
- P-133 **Hyperhomocysteinemia induced soluble fms like tyrosine kinase overactivity leads to pregnancy loss in rats**
P. Chakraborty (India)

- P-134** **Care management of patient with early recurrent miscarriages: Embryo transfer strategy**
L. Delaroche (France)
- P-135** **Combined first trimester risk assessment for trisomy 21 in women with recurrent pregnancy loss (RPL)**
K. Husby (Denmark)
- P-136** **Early onset gestational diabetes (GD) as the cause for recurrent spontaneous miscarriages (RSA): RSA, pregestational metformin treatment and pregnancy outcome**
S. Fill Malfertheiner (Germany)
- P-137** **Molecular karyotyping of products of conception – evaluation of performance and capacity**
L. Volozonoka (Latvia)
- P-138** **Biochemical pregnancy loss is unrelated to embryo stage of development and euploidy at transfer: evidences from 2452 warming cycles**
A. Vaiarelli (Italy)
- P-139** **Role of G-CSF treatment in recurrent pregnancy loss in TREGblood levels and expression of FOXP3, VEGF, VEGF-R2 and C-KIT in first trimester pregnancy specimens**
M. Sbracia (Italy)
- P-140** **Paternal influence of sperm transcripts and DNA damage in recurrent implantation failure**
V. Dhawan (India)
- P-141** **Guideline-based quality indicators in Early Pregnancy Assessment Units**
M. van den Berg (The Netherlands)
- P-142** **Maternal & perinatal outcome of pregnancies threatening to miscarry**
S. Agrawal (India)

Embryology

- P-143** **Blastocyst collapse is not an independent predictor of reduced live birth: a time-lapse study**
D. Bodri (Japan)
- P-144** **A hierarchical model combining cleavage-stage morphokinetic variables predicts blastocyst formation rate**
J. Yao Serna (Japan)
- P-145** **What are pregnancy chances after the transfer of day 5 vitrified/warmed compacted morulae and early blastocysts as compared to late blastocyst?**
P. Boyer (France)
- P-146** **Algorithms for the prediction of blastocyst formation and implantation: the predictive value of oocyte and cleavage-stage embryo morphological criteria**
R.D.C. Figueira (Brazil)
- P-147** **A simple, hierarchical model combining cleavage- and blastocyst-stage time-lapse variables successfully predicts live birth following vitrified-warmed single embryo transfer**
T. Sugimoto (Japan)
- P-148** **Oocytes with smooth endoplasmic reticulum clusters originate blastocysts with impaired implantation potential**
A. Setti (Brazil)
- P-149** **Freeze-all, oocyte vitrification or fresh embryo transfer? Lessons from an egg-sharing donation program**
D.P.d.A.F. Braga (Brazil)
- P-150** **Treatment with ionomycin improves pregnancy rates in poor responders**
J. Koo (Korea, South)
- P-151** **Prostaglandin-Endoperoxide Synthase 2 and Versican expression levels in cumulus cells are associated with in vitro fertilization pregnancy outcomes**
E. Lopez-Bayghen Patiño (Mexico)
- P-152** **Ultrastructure and cytogenetic analysis of bull-eye inclusions and granular vesicles in human oocytes with evaluation of embryological, clinical and newborn outcomes after ICSI**
R. Sá (Portugal)
- P-153** **DNA methylome analysis in mouse germ cells and early embryos**
T. Kono (Japan)
- P-154** **Reduced early pregnancy loss of day 4 blastocysts transferred in artificial FET on P+5**
H. Bulut (Turkey)
- P-155** **Standard blastocyst morphology is not a golden predictor of euploid embryos by correlation with preimplantation trophectoderm biopsies in women older than 35 during ICSI cycles**
W. Yang (Taiwan R.O.C.)

- P-156** **Effect of female age on early embryonic developmental speed before 1st cleavage**
Y. Kida (Japan)
- P-157** **Cryopreservation of oocytes for freeze-all policy in women at risk of ovarian hyperstimulation syndrome (OHSS): preliminary results**
P. Boyer (France)
- P-158** **Anti-oxidative effect of 6,9,12-hexadecatrienoic acid on in vitro development of pre-implantation embryos**
Y. Kai (Japan)
- P-159** **Embryonic estrogen receptors: do they have a role in the implantation and post-implantation development?**
F. Huang (Taiwan R.O.C.)
- P-160** **Time-lapse imaging provides further evidence that planar arrangement of blastomeres is abnormal**
T. Ebner (Austria)
Other support: T.E. reports fees from Gynemed, outside the submitted work. All co-authors have no interest to declare.
- P-161** **No differences in development/quality of embryos cultured in sequential and single-step medium regarding of female age and method of in vitro fertilization: prospective study**
L. Bacer Kermavner (Slovenia)
- P-162** **Egg age modulates calcium signaling pattern, specific histone modification and embryonic development outcome in the mouse**
B. Li (China)
- P-163** **Clinical outcomes and development of children born from vitrified oocytes for azoospermic patients**
Y. Nakajo (Japan)
- P-164** **The utilization of different gonadotrophin preparations induces significant differences in the generation of high quality embryos as measured by time lapse technology**
M. Munoz Cantero (Spain)
- P-165** **Computer-automated time-lapse analysis can be use with two distinct levels of oxygen concentration**
E. Olaya (Spain)
- P-166** **Is day 5 transfer still necessary in the time-lapse era?**
F. Gagsteiger (Germany)
- P-167** **Low oxygen tension may increase implantation potential by enhanced expression of hypoxia and antioxidant genes in mouse blastocyst cultured in vitro**
Y.Y. Ma (Taiwan R.O.C.)
- P-168** **Effect of timing of oocyte denudation after oocyte retrieval on fertilization and pregnancy outcome following cleavage stage single embryo transfer**
H. Terasawa (Japan)

- P-169** **The assessment of metaphase-I (MI) oocytes retrieved from COH by time-lapse imaging**
H.J. Kim (Korea, South)
- P-170** **Visualization of the metaphase II meiotic spindle and effect on the rate of multiple pronuclear formation in ART patients with positive anti-centromere antibodies**
H. Ohno (Japan)
- P-171** **Morphokinetic behavior of chromosomally normal and abnormal embryos in patients under 36 years old undergoing PGS for aneuploidy screening**
A. Arnanz (United Arab Emirates)
- P-172** **First pregnancies from human embryos vitrified-warmed using the semi-automated Gavi closed vitrification system**
N. Hobson (Australia)
- P-173** **Does automatic time-lapse embryo test improve embryo selection based on morphology?**
S. Perez Albala (Spain)
- P-174** **Clinical outcomes after use of Embryo-Glue as a human embryo transfer (ET) medium in warming cycles**
G. Fasano (Belgium)
- P-175** **Mitochondrial DNA content as a measure of implantation potential in human euploid blastocysts: correlation with embryo quality and female age**
M. Di Santo (Italy)
- P-176** **The effect of sperm selection with fertile plus on intracytoplasmic sperm injection outcome**
S. Yetkinel (Turkey)
- P-177** **Are double embryo transfers' outcome influenced by the quality of the second embryo?**
M. Carvalho (Portugal)
- P-178** **Influence of sperm quality on the development to blastocyst stage and its ploidy status**
P. Romualdo (Italy)
- P-179** **Chromosomic abnormalities involved in complex aneuploidies in human blastocysts after in vitro fertilization and trophoectoderm biopsy for Preimplantation Genetic Screening (PGS) cycles**
M.G. Minasi (Italy)
- P-180** **Endometrial injury and the quality of embryos are the most important prognostic factors for in-vitro-fertilization success after previous repeated unsuccessful attempts**
M. Reljic (Slovenia)
- P-181** **Identification of candidate epigenetic regulators that can be used to examine and monitor the epigenetic impact of assisted reproductive technologies (ART)**
K. Sakurai (U.S.A.)
- P-182** **Effective and patient-friendly endometrial preparation method for frozen-thawed embryo transfer in patients with polycystic ovary syndrome: ovulation induction with letrozole**
K.H. Lee (Korea, South)

- P-183** **Elective single compared to double blastocyst transfer in women aged 40-43 years of age**
S. Tannus (Canada)
- P-184** **Effect of vitrification-warming cycle at the blastocyst stage using two types of closed vitrification systems**
T. Utsunomiya (Japan)
- P-185** **Observation of normal cytokinesis at first mitosis 26 hours after insemination is effective in predicting embryo development**
M. Marie (Japan)
- P-186** **Introduction of Follicular Fluid Activation ICSI (FFA-ICSI): retrospective investigation of a culture result and a clinical outcomes**
Y. Tanaka (Japan)
- P-187** **Successful blastocyst biopsy and Preimplantation Genetic Screening after embryo cryopreservation and extended culture: analysis on 213 frozen-thawed supernumerary embryos, previously cryopreserved without biopsy**
E. Greco (Italy)
- P-188** **Expression of Glucose Metabolism Genes in Human Embryos Cultured in a Sequential Media System by Single-cell RNA-seq**
Q. Zeng (China)
- P-189** **Diameter of immature oocytes collected in IVM cycles and its association with nuclear maturation timing**
W.Y. Son (Canada)
- P-190** **Follicle size and synchronicity of follicular development influence morphokinetic variables in embryos**
S. Kahraman (Turkey)
- P-191** **Proliferation of two sources of trophoderm cells from the same cohort in human blastocysts. A time lapse imaging report**
O. Perez (U.S.A.)
- P-192** **Impact of exposure time of fresh and frozen-thawed blastocysts to Hyaluronic acid containing transfer medium**
S. Cooke (Australia)
- P-193** **Comparative assessment of human blastocyst resiliency to vitrification solution toxicity and osmotic stress associated with re-vitrification (rVTF)**
M.C. Schiewe (U.S.A.)
- P-194** **Day 2 to 4 embryo transfers, with timing of syngamy as an additional selection criterion, produces similar clinical outcomes as day 5 transfers**
P.L. Tan (Republic of Singapore)

- P-195 **Aberrant cell division in early-stage human embryos observed by time-lapse monitoring and its negative impacts on subsequent embryonic development**
M. Tsuneto (Japan)
- P-196 **An embryo score established with a Time Lapse incubation system to early predict the chance to obtain a blastocyst**
M. Benchaib (France)
- P-197 **Clinical outcome of frozen embryo transfer versus fresh embryo transfer of 3129 cycles**
J. Liu (China)
- P-198 **The correlation between the time interval ICSI performance and hCG administration**
J. Dong (China)
- P-199 **IMSI (Intracytoplasmic Morphologically Selected-sperm Injection) versus conventional IVF (In Vitro Fertilization): a randomized prospective study about the management of the idiopathic infertility**
M. Llabador-de Royer (France)
- P-200 **Are smooth endoplasmic reticulum aggregates associated with detrimental outcome?**
M. Carvalho (Portugal)
- P-201 **Embryological results of couples undergoing ICSI-ET treatments with males carrying the single nucleotide polymorphism rs175080 of the MLH3 gene**
K. Dafopoulos (Greece)
- P-202 **Differences in embryo development after IVM and conventional ICSI assessed by time lapse imaging**
B. Toth (Germany)
- P-203 **Euploid rate sensitivity to laboratory culture environment: a blind, prospective, randomised, sibling study**
C. Hickman (United Kingdom)
- P-204 **Fractal analysis and related forms of complexity of embryo development. Is there a new tool for human embryo selection?**
B. Doroftei (Romania)
- P-205 **Assessment of the impact of asynchronous syngamy by time-lapse imaging on early human embryo development, implantation and live birth rates**
S. Sayed (Norway)
- P-206 **Time-lapse analysis does not further predict implantation potential of euploid blastocysts in women with advanced maternal age (AMA)**
S. Mumusoglu (Turkey)
- P-207 **Does morphokinetic assessment predict blastocyst ploidy status?**
I. Yarali (Turkey)

- P-208** **Clinical validation of eeva test when the embryos are cultured in embryoscope instead of standard incubator**
M. De Las Heras Martinez (Spain)
- P-209** **Effect of antioxidants addition on the redox state in vitrified/warmed human oocytes: preliminary results**
M.D.M. Nohales Corcoles (Spain)
- P-210** **High gonadotropin dosage does not affect euploidy and pregnancy rates in PGT cycles**
O. Barash (U.S.A.)
- P-211** **Inter-observer agreement between embryologists during selection of a single blastocyst for transfer: a multicenter study**
A. Storr (Australia)
- P-212** **Elective vs non-elective fresh Single Blastocyst Transfer (SBT) in women aged 35-40 years**
J. Hasson (Canada)
- P-213** **The availability of time-lapse (TL) analysis proves the relationship between morphokinetics and outcomes in IVF with PCOS**
H. Yoon (Korea, South)
- P-214** **Predictive model to determine the optimal number of fresh versus vitrified oocytes to obtain similar implantation and live birth rates in a donor oocyte program**
M. Calonge (Chile)
- P-215** **Antinuclear antibody of discrete speckled immunofluorescence staining pattern is associated with polypronuclear fertilization**
A. Ohtani (Japan)
- P-216** **Fatty Acid-Binding Protein 4 in endometrial epithelium is involved in embryonic implantation**
M. Dong (China)
- P-217** **Asymmetric division in the first cleavage of human fertilized oocytes observed by high-resolution time-lapse cinematography and its negative impacts on further developmental potential**
K. Iwata (Japan)
- P-218** **Cytokine GM-CSF in day 3 spent culture drops decides the fate of embryonic development to blastocyst stage & quality of blastocyst**
N. Chimote (India)
- P-219** **Determination of morphological variables during embryo culture that explain the human blastocyst development through model selection algorithms**
P. Lopez Duarte (Mexico)
- P-220** **Morphodynamic observations at the 2-cell stage can be correlated to the occurrence of direct cleavage from 2 to 5 cells**
B. Balaban (Turkey)

- P-221 **Background signals and potential measurement errors in miRNA microarray analysis of IVF culture media**
K. Kirkegaard (Denmark)
- P-222 **Effect of ICSI with Calcium ionophore on embryo fertilization, multinucleation, direct cleavage and morphokinetics**
J. Aguilar Prieto (Spain)
- P-223 **Compaction dynamics of the morula stage embryo defined by time-lapse monitoring predicts blastocyst formation rates and quality**
A. Isiklar (Turkey)
- P-224 **Correlation between oocyte yield, blastocyst formation and euploidy: longitudinal cohort study in advanced maternal age population**
L.F. Rienzi (Italy)
- P-225 **The impact of severe endometriosis on embryo quality and pregnancy rate after intracytoplasmic sperm injection (ICSI)**
J. Sudiman (Indonesia)
- P-226 **Vitrification of oocytes and blastocysts using a fully automated cryopreservation device**
A. Arav (Israel)
- P-227 **Time Lapse analysis of the interrelationship between direct cleavage, multinucleation and maternal age in Natural Cycle IVF and Standard IVF**
S. Davies (Greece)
- P-228 **Effect of the well-of-the-well culture system on development of human embryos – a prospective randomized study with sibling embryos**
S. Inoue (Japan)
- P-229 **Embryo Quality Assessment in in Vitro Fertilization (IVF) using metabolite footprints secreted to human embryo culture media by atr-ftir spectroscopy and multivariate analysis**
S.T. Ceyhan (Turkey)
- P-230 **Effect of sperm DNA fragmentation on embryo quality; a morphology dynamics analysis**
M. Esbert Algam (Spain)
- P-231 **The impact of ovarian stimulation protocol on embryo morphokinetic parameters**
I. Rangelov (Bulgaria)
- P-232 **Age dependent gene expression profiles of human ICSI blastocysts**
K. Takagi (Japan)
- P-233 **Development and validation of a new Next Generation Sequencing-based Protocol to distinguish between balanced translocation and normal chromosomes embryos from robertsonian translocation carriers**
Q. Zhao (China)

- P-234 **Is allowing Metaphase I oocytes time to progress to metaphase II a waste of time? A cohort analysis of 9,632 oocytes (25)**
L. Tilia (Australia)
- P-235 **Single Day 3 Embryo Transfer (D3SET) versus Single Blastocyst Transfer (SBLT) in young patients**
E. Kasterstein (Israel)
- P-236 **Establishment of appropriate methods for human oocyte-activation by PLCZ1 cRNA (PLCZ) injection**
T. Yamaguchi (Japan)
- P-237 **The moment of early cleavage in embryos originating from donor eggs, captured by time-lapse, determines morphological quality on days 2, 3 and 5**
E. Padilla Ruiz (Spain)
- P-238 **Is pregnancy rate following transfer of high quality blastocysts vitrified at day 6 comparable to that of blastocysts vitrified at day 5?**
J. Meriano (Canada)
- P-239 **A comparative analysis of fertilization rate and clinical outcome in sibling human oocytes fertilized by split insemination in patients with teratozoospermia**
W.Y. Son (Canada)
- P-240 **Group vs. individual culture performed in single medium: a prospective randomized sibling-oocyte study**
A. Oliva (Italy)
- P-241 **Cell exclusion during embryo development: is there an incidence? Analyse of more than 1500 time-lapse recording**
C. Splingart (France)
- P-242 **PI3K signaling Pathway gene expression analysis in cumulus cells by Real-Time PCR**
P.G. Artini (Italy)
- P-243 **Embryo development after continuous culture in two commercial single-step media: a prospective randomized study with sibling oocytes**
I. Sfontouris (United Kingdom)
- P-244 **A prospective randomized controlled study (RCT) depicting better blastocyst outcome and pregnancy rate after single step media culture Vs sequential media culture in IVF-ICSI Cycles**
R. Singh (India)
- P-245 **Predictive value of human calcium pattern analysis on the benefit of assisted oocyte activation in cases of failed fertilization after ICSI**
M. Ferrer Buitrago (Belgium)
- P-246 **Karyokinesis without cytokinesis in human embryo - A time-lapse study**
Q. Zhan (U.S.A.)

- P-247** **Low lactate culture benefits the in vitro development of preimplantation mammalian embryos**
R. Gilbert (U.S.A.)
- P-248** **Zinc chelation promotes oocyte activation in human oocytes**
D. Bonte (Belgium)
- P-249** **Blastocyst morphology correlates differently with ploidy in relation to maternal age**
C. Lagalla (Italy)
- P-250** **Comparing blastocyst expansion dynamics between euploid vs. aneuploid embryos: A quantitative and automated analysis of time-lapse cinematography**
M. Chian (U.S.A.)
- P-251** **Predictive value of blastocyst morphology beyond aneuploidy testing: evidences from a randomized non-selection study**
A. Capalbo (Italy)
- P-252** **Viral-positive patients: treatment outcomes and embryo morphokinetics**
A. Burdina (United Kingdom)
- P-253** **Development of a non-invasive method for selection of human embryos with high implantation potential based on Fourier transform Infrared (FT-IR) spectroscopy and artificial neural networks**
G.M. Garcea (Argentina)
- P-254** **Effect of dual trigger with gonadotropin-releasing hormone agonist (GnRH-a) and human chorionic gonadotropin (hCG) in embryo quality**
L. Crisol (Spain)
- P-255** **Embryos with delayed development at day 5 must be frozen. Improving implantation rates of early blastocysts after elective vitrification**
J. Ten (Spain)
- P-256** **Comparison of implantation rate and pregnancy rates of frozen/thawed embryos at blastocyst stage and frozen/thawed embryos at cleavage stage, cultured for transfer on blastocyst stage**
H.M. Elena Rocío (Spain)
- P-257** **Is there a room for lowering miscarriage rates in time-lapse cycles?**
V. Zukin (Ukraine)
- P-258** **Using Eeva combined with morphology to select a single blastocyst for transfer achieved higher live-birth rates compared to using morphology alone: a matched case-control study**
K. Schnauffer (United Kingdom)
- P-259** **Impact of male BMI on IVF outcome after elective single blastocyst transfer. A prospective study**
R. Mushtaq (United Kingdom)

- P-260** **Alginate-matrigel scaffold usage for in vitro development of preantral follicles**
S.Z. Sadr (Iran)
- P-261** **Study of Tnp1, Tekt1 and Plzf genes expression during in vitro three dimensional neonate mouse testis culture**
A. Alrahel (Iran)
- P-262** **The impact of laser assisted hatching in an oocyte donation program using egg cryobanking: a prospective, randomized, comparative study**
A. Papatheodorou (Greece)
- P-263** **Are embryo morphokinetics affected by patient age?**
A. Barrie (United Kingdom)
- P-264** **High implantation and pregnancy rate after blastocyst transfer in natural cycles**
J. Michelon (Brazil)
- P-265** **A prospective multicentre comparison of two different single step culture media using sibling embryos**
A. Campbell (United Kingdom)
- P-266** **Correlation of cumulus gene expression of AKT1, BCL2L2 and SHC1 with murine oocyte maturation**
C. Tatone (Italy)
- P-267** **Comparison between gene expression of in vivo or in vitro matured bovine oocytes and impact of vitrification in this expression**
A.C. Silva (Brazil)
- P-268** **The cumulative pregnancy rate is higher after fresh eSET than after eDET of top quality cleavage stage embryos**
F. Prados Mondéjar (Spain)
- P-269** **Vitrification of non blastulating day 5 embryos. A method to resynchronize endometrium with embryos presenting late blastocyst formation**
Y. Panagiotidis (Greece)
- P-270** **In vitro coculture system of autologous endometrial cells and human early embryo development: randomized study update**
I.J. Kadoch (Canada)
- P-271** **Blastomere nuclear fading morphokinetic: a new perspective of early embryo biology**
J.M. Moreno Moya (Spain)

Endometriosis, endometrium, implantation and fallopian tube

- P-272 **Syndecan-4 expression is upregulated in endometriosis and contributes to an invasive phenotype**
M. Götte (Germany)
- P-273 **The use of resveratrol for pain in endometriosis – a randomized clinical trial**
R. Savaris (Brazil)
- P-274 **The prevalence of high risk human papillomavirus in ovarian endometriosis**
M. Derakhshan-Horeh (Iran)
- P-275 **MK2206 and U0126 synergistically inhibit proliferation of deep endometriotic stromal cells and autophagy inhibition enhances the therapeutic effects of the combination therapy in vitro**
S. Matsuzaki (France)
- P-276 **A meta-analysis of impact of endometrial cavity fluid on assisted reproductive technology outcomes**
S. Liu (China)
- P-277 **MiR-125b regulates endometrial receptivity by targeting MMP26 in women undergoing IVF-ET with elevated progesterone on HCG priming day**
C. Chen (China)
- P-278 **A new innovative method, the uterine immune profiling increases the live birth rate: a non-randomized control study**
N. Lédée (France)
- P-279 **Single-cell transcriptome analysis of endometrial tissue**
K. Krjutskov (Sweden)
- P-280 **Endometrial stromal cell-derived CX3CL1 promotes CX3CR1 expression and differentiation of CD4⁺Foxp3⁺ regulatory T cell in the endometriotic milieu**
W. Yun (China)
- P-281 **Risk of miscarriage in women with endometriosis: insights from IVF cycles**
M. Reschini (Italy)
- P-282 **Pregnancy outcome in women with endometriosis achieving pregnancy with in vitro fertilization**
L. Benaglia (Italy)
- P-283 **Can the intrauterine infusion of hCG improve ART outcomes? Unsafe and conflicting results in meta-analyses**
F. Dieamant (Brazil)

- P-285** **Long-term treatment of uterine fibroids with ulipristal acetate improves health-related Quality of Life: Findings from the PEARL-III (extension) Randomised Controlled Trial**
D. Lancaster (United Kingdom)
- P-286** **Frozen embryo transfer (fet) in the cycle immediately after ivf/cryoall with pgd results in higher implantation rate and decreased miscarriage rate compared to deferred fet**
J. Rodriguez (Mexico)
- P-288** **The balance between uterine CSF3/CSF3-receptor influences fertility**
T. Edgell (Australia)
- P-289** **Factors predicting improved success with use of Gcsf in thin endometrium**
A. Pallam Reddy (India)
- P-290** **HOXA-10 and E-cadherin expression in women with recurrent implantation failure (RIF) and recurrent miscarriage (RM)**
Y. Yang (China)
- P-291** **Conditioned medium of endometrial stromal cells from the implantation window, but not from proliferative phase, can enhance the proliferation and migration of trophoblast stem cells**
H. Li (Taiwan R.O.C.)
- P-292** **Identification of human endometrial microRNAs associated with repeated implantation failures (RIF)**
D. Haouzi (France)
- P-293** **Day 3 embryo transfer improves clinical pregnancy rate in ART patients over 42 years of age**
T. Yoshimura (Japan)
- P-294** **Human endometrial receptivity-associated miRNAs: beyond the genes**
Y. Antoine (France)
- P-295** **Endometrial Thickness does not Predict Endometrial Receptivity**
D. Valbuena Perilla (Spain)
- P-296** **Intrafollicular PTX3 level and CCs apoptosis rate in endometriosis IVF patients**
S. Cesarano (Italy)
- P-297** **Changes in spontaneous behavior in rats with surgically induced endometriosis during different phases of the estrous cycle**
A.W. Nap (The Netherlands)
- P-298** **Recurrent implantation failure: Association with single nucleotide polymorphisms**
A. Renzi (Brazil)
- P-299** **Endometrial thickness is not an independent predictor of live birth in IVF: should we stop measuring it during monitoring of the cycle?**
G. Griesinger (Germany)

- P-300 **The hormonal environment of endometrium is a primary factor, which increases the birthweight of singletons born after frozen-thawed embryo transfer.**
Y. Tsuji (Japan)
- P-301 **Initial Trial of a Uterine Lavage Diagnostic Profile to Predict Outcome of Embryo Transfer**
T. Edgell (Australia)
- P-302 **The effects of endometrial preparation regimen on pregnancy and neonatal outcomes following single vitrified warmed blastocyst transfer**
K. Kato (Japan)
- P-303 **The expression of angiotensin II receptors mRNA in granulosa-lutein cells in endometriosis patients**
C. Hayashi (Japan)
- P-304 **The effects of integrin $\beta 3$ on enzymes of the endocannabinoid system and endometrial receptivity**
S. Melford (United Kingdom)
- P-305 **The window of endometrial receptivity might be displaced under different protocols for endometrial preparation**
M. Cerrillo Martínez (Spain)
- P-306 **Endometrial mesenchymal stem cells (E-MSC) can differentiate into endothelial cells in a direct co-culture-based in vitro model of ovarian endometriosis**
S. Canosa (Italy)
- P-307 **VEGFA mRNA: a new biomarker allowing to detect chronic endometritis during the window of implantation?**
v. Tabolova (Russia C.I.S.)
- P-308 **Role of STAT3 in endometrial regeneration in the mouse model of decellularized uterine matrix transplantation**
T. Hiraoka (Japan)
- P-310 **Interval double transfer undergoing frozen-thawed transfer cycle improves treatment success in patients with over twice consecutive IVF failures**
G. Hui (China)
- P-311 **The aerobic glycolysis induced by HIF1 α -Prohibitin pathway in Endometriosis**
Y. Zhu (China)
- P-312 **A comparison of the changing pattern of 4 different endometrial markers of receptivity across the window of implantation in artificial cycles**
L. Liu (China)
- P-313 **Unique mRNA/miRNA/LncRNA signature of the endometrium during the window of implantation in patients with repeated implantation failure**
X.M. Tong (China)

- P-314 Spontaneous fertility after expectant or surgical management of rectovaginal endometriosis with/without ovarian endometrioma: a 7-year retrospective analysis**
U. Leone Roberti Maggiore (Italy)
- P-315 Morpho-functional endometrium peculiarities after uterine artery embolisation in leiomyoma patients with reproductive plans**
I. Gyulmamedova (Ukraine)
- P-316 Magnetic resonance enema versus computed tomographic colonography in the diagnosis of bowel endometriosis**
R. Annalisa (Italy)
- P-317 Pregnancy outcomes in women with endometriosis with and without adenomyosis: a 4-year retrospective study**
E. Tafi (Italy)
- P-318 Effect of human endometriotic cyst fluids on mouse in vitro folliculogenesis and oocyte acquisition**
D.Y. Lee (Korea, South)
- P-319 Freeze-all policy improves clinical outcome in patients with recurrent implantation failure: A randomized controlled trial**
H. Tharwat Aziz (Egypt)
- P-320 Follicular phase endometrial stimulation (FES) in the transfer cycle in RIF cases: a Randomized control trial**
D. Krishna (India)
- P-321 Comparison of intracytoplasmic sperm injection(ICSI) cycles outcome in two groups of patients with endometriosis with and without sclerotherapy**
M. Alborzi (Iran)
- P-322 Randomized controlled trial to evaluate the usefulness of GnRH agonist versus placebo on the outcome of IVF in infertile patients with endometriosis**
E. Rodriguez-Tarrega (Spain)
- P-323 Clinical outcome after endometrial scratching (ES) in IVF-patients with a history of implantation failure**
M. Murtinger (Austria)
- P-324 Effect of prolonged gonadotropin releasing hormone (GnRH) agonist before IVF versus placebo on CYP19 A1 gene expression in granulosa cells in infertile women with endometriosis**
A. Monzo (Spain)
- P-325 Galectin-3 inhibitors as targeted therapy for Endometriosis**
C. Schembri Deguara (United Kingdom)

- P-326** **The menstrual phase independent proteome of the endometrium of women with endometriosis is distinctly different from women without – results from quantitative proteomic analysis**
M. Hamdan (United Kingdom)
- P-327** **Follicular fluid (FF) of infertile women with endometriosis causes poor oocyte maturation by inducing higher reactive oxygen species (ROS) and DNA damage in mouse oocytes**
S. Lane (United Kingdom)
- P-328** **Serum 17-alpha-hydroxyprogesterone (Sr. 17- α -OHP) level on day of blastocyst transfer: A discerning indicator of endometrial receptivity and successful implantation in IVF cycles?**
B.N. Chimote (India)
- P-329** **Additional benefit of fibrin sealant patch in preservation of ovarian reserve during laparoscopic ovarian cystectomy**
N. Aiello (Italy)
- P-330** **The relation between Spontaneous Hemoperitoneum in Pregnancy (SHiP) and endometriosis – data from a Nationwide Dutch consorted action**
M. Lier (The Netherlands)
- P-331** **Impaired endometrial receptivity is the possible cause of infertility in women with genital tuberculosis – Retrospective analysis of 689 patients with tubal infertility undergoing IVF**
S. Sharma (India)
- P-332** **Meta-analysis of endometrial receptivity-associated genes**
S. Altmäe (Estonia)
- P-333** **Epigenetic analysis of aromatase coding gene, CYP19A1, in endometrial tissue of women with endometriosis during menstrual cycle**
M. Shahhoseini (Iran)
- P-334** **Collagen for sustained release of growth factors for treating patients with poorly developed thin endometrium**
C. Kim (Korea, South)
- P-335** **Establishment of a new 3D model to investigate the embryo-maternal interface**
D.M. Baston-Büst (Germany)
- P-336** **GnRHa induces both apoptosis and autophagy of endometriotic tissues by down-regulation of estradiol levels in women with endometriosis**
Y. Lei (Taiwan R.O.C.)
- P-337** **Cytokine expression profile of in vitro cultured endometrial stromal and epithelial cells during the window of implantation (WOI) – a promising tool for receptivity assessment**
T. Chaushev (Bulgaria)
- P-338** **Endometriosis is associated with high-risk of ovarian, endometrial, cervical and thyroid cancer: a nationwide retrospective cohort study**
G. Lai (Taiwan R.O.C.)

- P-339** **The impact of endometriomas on blastocyst euploidy in cases undergoing comprehensive chromosomal screening (CCS) for recurrent implantation failure (RIF)**
F.K. Boynukalin (Turkey)
- P-340** **Role of epigenetic modification and expression of HOX genes in hypersensitivity of endometriosis and novel treatment approaches**
M. Golestan Jahromi (Iran)
- P-341** **Significant improvement in endometrial thickness with use of tamoxifen citrate in case with persistently thin endometrium: a retrospective study of 52 patients**
S. Singh (India)
- P-342** **Endometrial B-cell lymphoma 6 (BCL6) and Sirtuin 1 (SIRT1) Immunostaining are prognostic factors for implantation failure in the setting of ART**
S. Young (U.S.A.)
- P-343** **Identifying a subgroup of endometriosis patients with potential high risk for Endometriosis associated cancers**
S. Vignesh P Srinivasan (Sweden)
- P-344** **Compartmentalized Gene Expression profile of receptive endometrium, ENPP3- a Novel biomarker for progesterone regulated endometrial receptivity**
N.R. Boggavarapu (Sweden)
- P-345** **Does low dose r – FSH ovarian stimulation negotiate thin endometrium problem in oocyte donation program?**
A. Chimote (India)
- P-346** **Endometrium co-culture, 3D endometrium co-culture, 3D polymeric carrier aided endometrium co-culture: Comparative effects on implantation**
S. Karahuseyinoglu (Turkey)
- P-347** **Enhanced endometrial receptivity and augmented live birth rate in IVF cycles is favoured by Low IL-6 levels in Follicular fluid**
N. Chimote (India)
- P-348** **Frozen-thawed embryo transfers in natural cycles with spontaneous ovulation are associated with increased clinical pregnancy rates**
M. Montagut (France)
- P-350** **Combined mRNA microarray and proteomic analysis of endometrium of women with repeated implantation failure (RIF) and fertile controls**
E. Bastu (Turkey)
- P-351** **NMR based metabonomics for identification of serum markers in women with dormant genital tuberculosis**
B. Chakravarty (India)
- P-352** **Endometrial expression of Leukemia Inhibitory Factor (LIF), LIF-Receptor and HOXA-11 but not HOXA-10 is significantly impaired in women with unexplained infertility during implantation window**
C. Margioula-Siarkou (Greece)

- P-353** **3D ultrasound assessment of effect of controlled ovarian stimulation on endometrioma volume**
A. Seyhan (Turkey)
- P-354** **Endometrial expression of progesterone receptors but not avb3 integrins is significantly decreased in women with unexplained infertility and poor ovarian reserve**
S. Petousis (Greece)
- P-355** **Effects of low doses of mifepristone on the human embryo implantation process in a three-dimensional human endometrial in vitro co-culture system**
C. von Grothusen (Sweden)
- P-356** **In vitro evaluation of therapeutic effects of red ginseng and identification of associated miRNAs in endometriosis**
M.K. Kim (Korea, South)
- P-357** **Differential profile of transcripts detected by RNA-Seq in eutopic endometrium of infertile women with endometriosis and fertile controls during the implantation window**
R.A. Ferriani (Brazil)
- P-358** **Is luteal phase support successfully performed using 25 mg/day of subcutaneous progesterone in controlled ovarian stimulation cycles with GnRH agonist triggering?**
E.E. Lara (Spain)
- P-359** **GSTM1 polymorphisms in endometriosis in Greek women**
D. Mavrogianni (Greece)
- P-360** **Effect of endometrial injury on reproductive outcome in assisted reproduction: an observational study**
N. Garg (United Kingdom)
- P-361** **Transvaginal ultrasonography accelerated video recording is a reliable method for the assessment of uterine peristalsis before embryo transfer.**
A. Castillo (Spain)
- P-362** **Intralipid in women with recurrent implantation failure in IVF/ICSI cycles. A double blinded randomised controlled trial**
I. Gamaleldin (United Kingdom)

Ethics and law

- P-363** **What are the appropriate roles of induced germ cells at fertility clinics?**
T. Ishii (Japan)
- P-364** **Assessing the use of assisted reproductive technology in the United States by non-U.S. residents**
D. Kissin (U.S.A.)
- P-365** **Attitudes of altruistic anonymous and identity-release oocyte donors towards future contact with donor offspring**
V. Söderström - Anttila (Finland)
- P-366** **The role of ethical consultation services in private IVF centers in the United States**
L. King (U.S.A.)
- P-367** **The general public's opinion on stem cell based fertility treatments: who should decide and on what?**
S. Hendriks (The Netherlands)

Female (in)fertility

- P-368** **Cost-effectiveness of social freezing in Germany – estimates based on a Markov model**
V. Ziller (Germany)
- P-369** **Pain perception and side effects during sonohysterography with balloon catheters: a randomized comparative study of cervical with uterine catheter placement**
F. Zafarani (Iran)
- P-370** **A retrospective analysis of outcomes of 585 selectively reduced multiple pregnancies in IVF/ICSI-ET cycles**
Q. Chen (China)
- P-371** **Body mass index and pregnancy outcomes after single blastocyst transfer: an evaluation of obese and morbidly obese (BMI >40 kg/m²) North American women**
M.A. Russo (Canada)
- P-372** **Randomized, open trial comparing a modified double-lumen needle follicular flushing system with a single-lumen aspiration needle in IVF patients with poor ovarian response**
K. von Horn (Germany)
- P-373** **The importance of the waist/hip circumference ratio and physical activity on the outcome of intracytoplasmic sperm injection cycles**
G. Halpern (Brazil)
- P-374** **Human Papillomavirus (HPV) positive sperm has a negative effect on pregnancy rates in intra-uterine insemination (IUI)**
C. Depuydt (Belgium)
- P-375** **Time to empty the bladder after a fresh embryo transfer does not affect pregnancy rates in IVF cycle**
S. Llavador-Guerrero (Spain)
- P-377** **Subcutaneous progesterone is effective and safe for luteal phase support in IVF: an individual patient data meta-analysis of the phase III trials**
J. Doblinger (Austria)
- P-378** **Special considerations for fertility preservation in patients with cervical cancer**
G. Ghourab (Saudi Arabia)
- P-379** **Predicting the success of IVF: external validation of the van Loendersloot's model**
R. Biancardi (Italy)
- P-380** **Utility of three-dimensional ultrasound (3D-US) in screening for subtle septum in infertile women with arcuate uteri prior to IVF: a scenario economic analysis**
M. Kamel (Egypt)
- P-381** **Iron and vitamin status in Italian female patients undergoing in vitro fertilization (IVF)**
I. La Vecchia (Italy)

- P-382** **Type of gonadotropin does not affect either oocyte quality or follicular fluid endocrine profile during ovarian stimulation in oocyte donors**
M.P. Alamá Faubel (Spain)
- P-383** **Effect of in vitro and in vivo acrylamide exposure on mouse oocyte**
O. Cinar (Turkey)
- P-384** **The use of donor sperm in addition to donated oocytes after repeated implantation failure with donated oocytes does not improve live birth rates**
A. Blazquez (Spain)
- P-385** **Time from egg retrieval to embryo transfer does not affect live birth rates in a freeze-all strategy**
K. Lattes (Spain)
- P-386** **Concordance of vitamin D levels in the infertile couples' partners**
A. Mangiarini (Italy)
- P-387** **Expressions of aquaporin family in human luteinized granulosa cells and their correlations with IVF outcomes**
H.J. Lee (Korea, South)
- P-388** **Oocyte donation from a family-member**
J. Hasson (Canada)
- P-389** **Oocyte cryopreservation for social reasons: a two-center study of the users' reproductive situations**
G. Jou (Taiwan R.O.C.)
- P-390** **Lack of association between smoking habit at the time of treatment and live birth in recipients of oocyte donation cycles**
P. Massart (France)
- P-391** **Progesterin-primed ovarian stimulation in combination with clomiphene citrate in normalovulatory women undergoing IVF/ICSI treatments: a prospective randomized controlled trial**
Y. Liu (China)
- P-392** **The role of Clomiphene Citrate (CC) co-treatment with progesterone-primed ovarian stimulation (PPOS) protocol in subfertility women with PCOS undergoing IVF treatment: a randomized controlled trial**
H. Ye (China)
- P-393** **A randomized comparison of live birth rates following hormone replacement regimens for thawed blastocyst transfer**
S. Taguchi (Japan)
- P-394** **Association of untreated subclinical hypothyroidism with live birth rates following in-vitro fertilisation: a cohort study**
C. Venetis (Australia)

- P-395** **Gene expression differences in human pre-ovulatory granulosa cells derived from large and small follicles**
E. Chatzi (Greece)
- P-396** **Effect of regular exercise on reproductive function of aged female mice**
K.S. Lee (Korea, South)
- P-397** **The role of three-dimensional transvaginal ultrasonography as a predictor of endometrial receptivity in in vitro fertilization**
L. Borges (Brazil)
- P-398** **Ovarian stimulation in oocyte donors is associated with high expression of mRNA coding for apoptotic markers in cumulus cells**
R. Nunez - Calonge (Spain)
- P-399** **Expression of substance P, hemokinin-1 and the tachykinin NK1 receptor in human granulosa and cumulus cells**
V. Blasco (Spain)
- P-400** **Comprehensive analysis of body mass index effects on in vitro fertilization outcomes**
L. Privitera (Italy)
- P-401** **Ovarian rejuvenation and folliculogenesis reactivation in peri-menopausal women after autologous platelet-rich plasma treatment.**
K. Pantos (Greece)
- P-402** **Profile of the patient with low oocyte yield: predictors of the oocyte recovery**
N. Prados Dodd (Spain)
- P-403** **Apoptosis and pAKT levels in cumulus cells of patients undergoing In Vitro Fertilization Program with specific polymorphisms of gonadotropins and their receptors: a case-control study**
L. Bosco (Italy)
- P-404** **Dual trigger with GnRH-a and hCG compared with a standard dose of hCG in patients with few follicles in IVF- Pilot Randomized Case Control Study**
A.L. Torno (Argentina)
- P-405** **Effect of recipient's female age on clinical outcomes in oocyte donation cycles**
V. Zazzaro (Italy)
- P-406** **Long term outcomes in IVF: A systematic review and meta-analytical estimate of cumulative live birth and dropout rates**
O. Pirrello (France)
- P-407** **A randomized trial comparing the efficacy and safety of rFSH+rLH vs. rFSH alone and hMG to induce ovulation in cycles for low complexity techniques**
D. Bejarano Velázquez (Mexico)

- P-408** **Subcutaneous aqueous versus vaginal progesterone gel for luteal phase support in intrauterine insemination cycles: a pilot randomized, controlled trial**
R. Venturella (Italy)
- P-409** **The influence of initiation of progesterone supplementation in IVF-ET outcome – a prospective, randomized, controlled trial**
J. Gao (China)
- P-410** **A retrospective cohort study to investigate AMH-tailored optimisation of controlled ovarian stimulation in IVF cycles**
O. Rustamov (United Kingdom)
- P-411** **How low can you go? – Cutoff limit for IUI in mill/ml**
L. Zierau (Denmark)
- P-412** **New findings on acute immunomodulatory changes during controlled-ovarian-stimulation.**
M. Noventa (Italy)
- P-413** **Intra uterine insemination pregnancy outcome is not affected by a longer time interval between semen processing and insemination**
C. Jansen (The Netherlands)
- P-414** **Operative complications and results after laparoscopic removal and transplantation of ovarian tissue: own experience in comparison with the literature**
S. Findekleer (Germany)
- P-415** **Initial trial of a serum diagnostic profile to predict outcome of embryo transfer**
T. Edgell (Australia)
- P-416** **A new approach for egg collection, using a thin egg-collecting needle in a natural cycle, that produces multiple mature eggs from each follicle**
S. Watanabe (Japan)
- P-417** **When is enough enough? Pregnancy rate and cost-effectiveness of three cycles homologous intrauterine insemination (IUI) vs. one cycle mild ovarian stimulation in vitro fertilization (IVF)**
A. Cissé (Denmark)
- P-418** **Evaluation of dose depended protective effect of resveratrol at cisplatin induced ovarian damage**
Y. Bayoglu Tekin (Turkey)
- P-419** **Individual fertility assessment and counselling predicts prolonged time to pregnancy – a prospective two year follow-up study of 519 women**
K. Birch Petersen (Denmark)
- P-420** **Effects on the level of hormone in micro-environment of follicular fluid from advanced oxidation protein products**
J. Liu (China)

- P-421** **ART outcomes for fresh versus differed frozen-thawed day-2 embryo transfer: a matched cohort study**
M. Bourdon (France)
- P-422** **Start of ovarian stimulation on day three versus luteal phase of the menstrual cycle in the same oocyte donor. A prospective observational study**
C. Alvarez Pinochet (Spain)
- P-423** **Incidence of successful pregnancy after weight loss interventions in infertile women: a systematic review and meta-analysis of the literature**
L.M. Sosa Fernandez (Italy)
- P-424** **Effect of female body mass index on oocyte quantity: treatment cycle number is a possible effect modifier**
M.W. Christensen (Denmark)
- P-425** **Saline infusion sonohysterography is required for the initial workup of infertility**
K. Shlush (Israel)
- P-426** **Are extremely high progesterone levels still an issue in IVF?**
V.S. Vanni (Italy)
- P-427** **The impact of premature progesterone rise on the outcome of intrauterine insemination cycles with controlled ovarian hyperstimulation in unexplained infertility**
M. Erdem (Turkey)
- P-428** **Maternal serum bile acid composition at conception is related to birth weight of offspring**
R. Nagy (The Netherlands)
- P-429** **Effect of cancer and its treatment on reproductive function markers in long-term female survivors of childhood cancer: results of the Dutch nationwide DCOG LATER-VEVO study**
A. Overbeek (The Netherlands)
- P-430** **Outcomes of blastocyst transfer program resulting from vitrified donor oocytes**
S. Seshadri (United Kingdom)
- P-431** **Alteration in ovarian expression of bone morphogenetic protein 15, growth differentiation factor 9, and c-kit according to female aging in mice**
B.S. Joo (Korea, South)
- P-433** **The long non-coding RNA nuclear-enriched abundant transcript 1 is downregulated in granulosa cells from women with advanced age**
Y. Liu (China)
- P-434** **Efficacy and safety of follitropin delta in an individualised dosing regimen: A randomised, assessor-blind, controlled phase 3 trial in IVF/ICSI patients (ESTHER-1)**
A.N. Andersen (Denmark)

- P-435** **Long-term melatonin treatment for the prevention of ovarian aging**
H. Tamura (Japan)
- P-436** **Unique geometry of sister kinetochores in human oocytes during meiosis I may explain maternal age-associated increases in chromosomal abnormalities**
J. Patel (United Kingdom)
- P-437** **Effect of body mass index on the outcomes of controlled ovarian hyperstimulation in Chinese women with polycystic ovary syndrome: a multicenter, prospective, observational study**
Z. Chen (China)
- P-438** **Localization of toll like receptors(TLRs) in human fallopian tube epithelial cells**
A. FatemehSadat (Iran)
- P-439** **Three dimensional ultrasound and hysteroscopy in diagnosing benign intrauterine lesions in infertile women**
D. Baldini (Italy)
- P-440** **Preclinical data support the safety of egg precursor cell (EggPC) repositioning using a method designed to address poor response to controlled ovarian stimulation**
Y. White (U.S.A.)
- P-441** **MMPs and TIMPs gene expression regulates the human ovarian follicle, a microenvironment for oocyte differentiation**
A. Capaldo (Italy)
- P-442** **Immature oocyte collection during ovarian tissue harvesting and cryopreservation. What is the yield and outcome?**
A. Kedem (Israel)
- P-443** **Egg donors' characteristics and acceptance procedure according to the Israeli egg donation law**
R. Ron - El (Israel)
- P-444** **Uterine function and its relation with pregnancy complications and outcomes among childhood cancer survivors treated with radiotherapy involving the uterus**
L. van de Loo (The Netherlands)
- P-445** **Freeze all policy in cases of high risk of ovarian hyperstimulation syndrome does not impair cumulative pregnancy rates in a center with slow freezing program**
P. Moreno Fernandez (Spain)
- P-446** **Immature myeloid cells in reproductive system versus tumor angiogenesis**
R. Hertz (Israel)
- P-447** **Current but not former use of combined contraception is associated with glucose metabolism disorders in premenopausal women: a prospective population-based cohort study**
M. Mosorin (Finland)

- P-448** **CBL gene is a central gene overexpressed in cumulus cells of obese Polycystic Ovary Syndrome (PCOS) women without clinical insulin resistance compared to non-obese PCOS**
M. Chehin (Brazil)
- P-449** **GnRH agonist triggering reduces pain symptoms during IVF/ICSI cycles**
V. Gayet (France)
- P-450** **Single human spermatozoon freezing technique for cryptozoospermia or non-obstructive azoospermia patients**
M. Nagayoshi (Japan)
- P-451** **activin A mediates cumulus expansion by inducing hyaluronan accumulation and versican expression through smad signaling pathways in human granulosa cells**
S. Tian (China)
- P-452** **Similar egg recipient pregnancy rates are obtained following donation from egg-share providers or altruistic egg providers**
D.W. Polson (United Kingdom)
- P-453** **Analysis of cumulative Live Birth Rate (cLBR) after up to five IVF/ICSI treatments in relationship to the number of the complete cycle**
A. Borini (Italy)
- P-454** **A higher risk of the metabolic syndrome in subfertile women**
D. Pattinaja (The Netherlands)
- P-455** **miRNAs expression profile in human oocytes from women undergoing different IVF stimulation protocols**
M.E. Vento (Italy)
- P-456** **In vitro fertilization treatment outcomes following standard 2D ultrasound vs. 3D automated follicle tracking (sonoAVC), a prospective randomized study**
R. Nagar (Israel)
- P-457** **Cohesins SA1/SA2 expression profiling and DNA telomere sizing of cumulus cells as potential indicator of oocyte quality and embryo competence.**
A. Luddi (Italy)
- P-458** **Transplantation of ovarian tissue in high risk patients treated for leukemia; safe approach resulting in ovulations, IVF cycles and pregnancy.**
D. Meirou (Israel)
- P-459** **Reproductive outcome after oocyte banking**
E. Balkenende (The Netherlands)
- P-460** **Chronic inflammation in utero may reduce ovarian reserve**
E. Shalom-Paz (Israel)

- P-461** **A predictive nomogram based on multiple biomarkers leads to appropriate rFSH starting dose in IVF/ICSI cycles: a randomized controlled trial**
A.A. Marino (Italy)
- P-462** **Should intrauterine insemination be performed before or after ovulation? – A retrospective analysis of 6701 cycles**
L. Svenstrup (Denmark)
- P-463** **Pioglitazone is effective for multiple phenotypes of the Zucker fa/fa rats used as a model of polycystic ovary syndrome with insulin resistance**
T. Endo (Japan)
- P-464** **Resting heart rate changes during the menstrual cycle**
V. Höggvist Tabor (Germany)
- P-465** **The oocyte utilization rate (OUR) a measure of pregnancy potential: multi-centre analysis of 7703 cycles**
S. Hamamah (France)
- P-466** **Anti-Müllerian hormone levels and female fecundity - results from a prospective cohort study comprising 654 women with a follow-up period of four years**
H.W. Hvidman (Denmark)
- P-467** **Oncologists' and haematologists' perceptions of fertility-related communication – a nationwide survey**
C. Micaux Obol (Sweden)
- P-468** **Cumulative live birth rates (CLBR) after first ART cycle including subsequent frozen-thaw cycles in 1050 women attending a randomized trial comparing GnRH-antagonist versus GnRH-agonist protocol**
M. Toftager (Denmark)
- P-469** **Angiotensin-(1-7) in human follicular fluid correlates with oocyte maturation**
F. Reis (Brazil)
- P-470** **An approach to calculate the number of MII oocytes required to guaranty IVF success in a fertility preservation programme**
F. Prados Mondéjar (Spain)
- P-471** **Impact of thyroid autoimmunity on fertility outcome in IVF patients**
M. De Brucker (Belgium)

Male and female fertility preservation

- P-472** **Prospective, multicentric study of AMH decay during chemotherapy for breast cancer treatment in 134 young women of reproductive age**
P. Barriere (France)
- P-473** **Ovarian response to controlled ovarian stimulation for fertility preservation before oncology treatment: A retrospective cohort of 128 patients**
N. Tsampras (United Kingdom)
- P-474** **Highly sensitive assessment of neuroblastoma minimal residual disease in testicular tissue using RT-qPCR – A strategy for improving the safety of fertility restoration**
F. Brugnon (France)
- P-475** **Male fertility preservation outside reprotoxicant treatments: indications, use rate and ART outcome in 1,966 patients**
J. Perrin (France)
- P-476** **Telomerase length in granulosa cells and lymphocytes of women recently diagnosed with cancer**
M. Martinez (Spain)
- P-477** **Transport and handling of oocytes after vitrification in a closed vitrification system (Rapid-i): Proposal for and implementation of a standard validation procedure**
A. Rayss (Germany)
- P-478** **Time between exposure to first line of chemotherapy and oocyte retrieval for fertility preservation: cytotoxicity and genotoxicity assay of cytarabine and daunorubicin on mouse ovaries**
E. Balenbois (France)
- P-479** **Immature oocyte retrieval followed by in vitro maturation (IVM) and vitrification in combination with laparoscopic ovarian tissue cryopreservation (OTCP) for fertility preservation: UK pilot study**
C. Ross (United Kingdom)
- P-480** **Oncofertility: Optimum transport conditions for ovarian tissue cryopreservation prior freezing**
R. Dittrich (Germany)
- P-481** **Fertility preservation public program. Is it worthwhile?**
A.B. Rodriguez Bujez (Spain)
- P-482** **Topical high concentration of anti-Müllerian hormone prevents follicle activation and loss caused by chemotherapy in vivo**
S. Tan (Taiwan R.O.C.)

- P-483** **Novel extracellular-like matrices and leukemia inhibiting factor for the in vitro culture of human primordial follicles**
R. Abir (Israel)
- P-484** **The effects of the cancer drug Cyclophosphamide on mouse fertility**
M. Koike (Japan)
- P-485** **Antral follicle responsiveness to exogenous FSH assessed by the Follicular Output RaTe (FORT) is altered in Hodgkin lymphoma patients in comparison with breast cancer**
M. Comtet (France)
- P-486** **Exploring the fertility potential of GV-retrieved oocytes for future fertility preservation**
W.L.J. Phoon (Republic of Singapore)
- P-487** **Mouses fresh and vitrified ovarian tissue transplantation under influence of the static magnetic field**
R. Fathi (Iran)
- P-488** **Administration of a GnRH agonist during chemotherapy for breast cancer reduces ovarian toxicity in women aged under 40 years**
R. Anderson (United Kingdom)
- P-489** **Comparison of GnRH agonist (GnRHa) and hCG for priming before in vitro maturation (IVM) and oocyte vitrification in cancer patients undergoing urgent fertility preservation (FP)**
C. Sonigo (France)
- P-490** **Effects of slow-freezing and vitrification on quality of human spermatozoa**
N. Sayme (Germany)
- P-491** **Letrozole co-administration does not alter antral follicle responsiveness to exogenous FSH assessed by the Follicular Output RaTe (FORT) in breast cancer patients seeking fertility preservation.**
M. Grynberg (France)
- P-492** **Sphingosine 1-Phosphate does not improve mice follicle culture survival after treatment with cyclophosphamide**
A. Anastácio (Sweden)

Paramedical – laboratory

- P-493** **The effect of pre-warming the prepared sperm fraction for conventional IVF: a prospective sibling oocyte study**
M. Abraham (Belgium)
- P-494** **Evaluation of two different types of time-lapse embryo observation system**
Y. Tsutsumi (Japan)
- P-495** **Association of follicular fluid zinc concentration with maturation rate and fertilization rate during ovarian stimulation**
F. Saji (Japan)

Paramedical – nursing

- P-496** **In-vitro fertilization with donor sperm versus social freezing in single women: the importance of family proximity**
D. Garcia Garcia (Spain)
- P-497** **The effectiveness of brief mindfulness-based stress reduction program on stress, mindful awareness attention, sleep quality in infertile women: a quasi-experimental study**
M. Hu (Taiwan R.O.C.)
- P-498** **Is hysterosalpingography really painful?**
M. Fujii (Japan)
- P-499** **‘Your Fertility’ – evaluation of a health promotion program to improve awareness of factors that affect fertility**
L. Johnson (Australia)
- P-500** **“The IVF nurse” in infertility care in Italy: a pilot study**
M.G. Massimiani (Italy)
- P-501** **Sustainable development of nursing internet platforms in the field of reproductive medicine**
M. Deng (China)
- P-502** **Poor semen quality and effect on masculinity, and on couple and family formation**
R. Sylvest (Denmark)

Psychology and counselling

- P-503 **Evaluation of the quality of life (QoL) of infertile patients in the public health sector in Chile**
I. Furman (Chile)
- P-504 **Freezing their fantasies? Linking what we know of 'circumstantial (social) childlessness' with an increasing demand for social egg freezing**
L. Tonkin (New Zealand)
- P-505 **Attitudes towards 'social egg freezing' from a socio-cultural perspective**
R. Sexty (Hungary)
- P-506 **Infertility related communication and coping strategies among women affected by fertility problems in Sweden**
T. Sormunen (Sweden)
- P-507 **Oocyte vitrification to postpone maternity: a good medical option that is at present incompatible with social and economic conditions in Spain**
F. Moffa (Spain)
- P-508 **Hope and psychological symptoms in infertile couples undergoing assisted reproduction treatment**
R. Samani (Iran)
- P-509 **Social oocyte cryopreservation: a portrayal of Brazilian women**
E. Espirito Santo (Brazil)
- P-510 **The association between the psychological assessment scores and stress biomarker levels on the clinical outcomes of women undergoing ART treatment**
W.C. Cheung (Hong Kong)
- P-511 **Preferred roles in treatment decision-making, decisional conflict and depression: A longitudinal study of Chinese women making decisions on IVF treatment**
C.H.Y. Chan (Hong Kong)
- P-512 **Satisfaction with daily life and coping strategies in couple relationships and the psychoeducation of sexless couples (SLCs)**
M. Hieda (Japan)
- P-513 **Depression and associated factors among Japanese women undergoing infertility treatment**
Y. Akizuki (Japan)
- P-514 **Psychosocial counselling in donor sperm treatment: the counsellors practices**
M. Visser (The Netherlands)
- P-515 **Resilience influences on the outcome of IVF-ICSI**
A.P. Llana (Spain)

- P-516 Self-efficacy to deal with infertility and its mediator role between anxiety, negative affect and impact on life domains**
A. Galhardo (Portugal)
- P-517 Infertility impact on male and female sexuality: a comparative study**
C. Glina (Brazil)
- P-518 Actor and partner effects between gender role attitudes and fertility-related quality of life (QoL) in dyads of infertile couples**
R. Sexty (Germany)
- P-519 Women's perceptions of acupuncture in relation to In Vitro Fertilisation: the body and the mind**
S. de Lacey (Australia)
- P-520 Effect of religiousness on anxiety and depression in infertile women**
C.E. Busso (Brazil)
- P-521 Can patients verify their treatment process and its quality? Conclusions from Patients Monitoring over ART centres in Poland**
E. Maciejewska-Mroczek (Poland)
- P-522 Do parents with offspring following identity-release donation put their disclosure intentions into practice? Follow-up of heterosexual couples with 7 year-old donor-conceived children**
C. Lampic (Sweden)
- P-523 Stress and infertility: a pilot study measuring cortisol levels in the hair of infertile women**
L. Beliveau (Canada)
- P-524 Motives and considerations regarding PGD in couples carrying a structural chromosomal abnormality – a quantitative analysis**
G. De Krom (The Netherlands)
- P-525 Breaking the news to children conceived by In Vitro Fertilization: how do parents behave?**
H. Creux (France)
- P-526 Impact of treatment decisions and significance of cultural beliefs in predicting quality of life of Chinese infertile women**
M.Y.J. Tam (Hong Kong)
- P-527 Professionals' experiences with patients undergoing e-therapy, a cohort study**
A. van Dongen (The Netherlands)
- P-528 Mental health of mothers and fathers after successful oocyte donation treatment in pregnancy and early parenthood: a 1- year prospective study**
M. Salevaara (Finland)
- P-529 Identity-release egg donation in the UK: parents' disclosure decisions and thoughts about the donor**
S. Imrie (United Kingdom)

- P-530 **Congruence between partners' need for parenthood and its relationship to their quality of life: a dyadic approach between infertile couples**
Z. Donarelli (Italy)
- P-531 **The anxious fourteen days—the role of spirituality in helping women during their in vitro fertilization result awaiting period by a self-help I-BMS model (RCT)**
S. Wong (Hong Kong)
- P-532 **Inflammatory markers in depressed pregnant women**
H. Toy (Turkey)
- P-533 **“To whom childbearing is important?”: the association between perceived childbearing importance, attitudes towards assisted reproductive technologies and psychological well-being among Chinese lesbians**
C.H.Y. Chan (Hong Kong)
- P-534 **The doctor-couple communication in reproductive medicine: a pilot study on actual assisted reproductive technology (ART) visits**
E. Vegni (Italy)
- P-535 **Children's adjustment and perspectives in solo mother families**
S. Zadeh (United Kingdom)
- P-536 **The decision-making process after a failed treatment cycle: understanding compliance during fertility treatment**
S. Mesquita da Silva (United Kingdom)
- P-537 **Relationship stability among heterosexual couples following oocyte and sperm donation**
G. Sydsjo (Sweden)
- P-538 **Which is the best instrument? A psychometric comparison of COMPI Fertility Problem Stress (COMPI-FPSS), Fertility Problem Inventory (FPI), and Fertility Quality of Life tool (FertiQoL)**
J. Pedro (Portugal)
- P-539 **Effect of IVF therapy on quality of sexual life**
H. Visnova (Czech Republic)
- P-540 **“Just an egg?” egg donors' perceptions and future expectations of being an identity-release donor**
S. Graham (United Kingdom)
- P-541 **The impact of disclosure versus non-disclosure on the child's well-being and on family functioning in heterosexual families with donor-conceived children: a systematic review**
U. Van den Broeck (Belgium)
- P-542 **Reproduction by sperm donation and children information: A 10 years retrospective study of parent's disclosure in one french CECOS center**
C. Metzler-Guillemain (France)

- P-543** **Factors risk of infertility: what information patients receive before ART?**
N. Chevalier (France)
- P-544** **Children's, parents' and donors' perspectives on family communication about sister-to-sister oocyte donation: a multi family member interview study**
G. Pennings (Belgium)
- P-545** **Fertility preservation to transmen: learning the needs of a new patient group**
K. Rodriguez-Wallberg (Sweden)
- P-546** **Does having a child impact infertile couples' relationship satisfaction? A longitudinal study with men and women who did and did not achieve a live birth**
M.P. Sobral (Portugal)
- P-547** **Surrogate families in Spain: difficulties perceived of doing the process abroad, perception and relationship with the surrogate and decision over disclosure.**
M. Roca (Spain)
- P-548** **Can pre-treatment emotional health predict pregnancy rates after IVF?**
V. Tamhankar (United Kingdom)

Quality and safety of ART therapies

- P-549 **A comparison of dual triggering by administration of GnRH agonist plus HCG versus HCG in normal responders in ART outcomes**
M. Farid Mojtahedi (Iran)
- P-550 **The long-term alterations of myocardial remodeling associated genes from birth to old age in assisted reproductive technology mice and mechanism involved**
Q. Wang (China)
- P-551 **Neurodevelopmental and cardiometabolic outcome in 4-year-old twins and singletons born after in vitro fertilization**
D. Kuiper (The Netherlands)
- P-552 **Factors affecting birthweight after single frozen-thawed embryo transfer**
T. Habara (Japan)
- P-553 **ART laboratory disinfectants are not 'embryosafe' and should always be used with caution**
S. Catt (Australia)
- P-554 **Comparison of birthweights in patients randomly assigned to fresh or frozen-thawed embryo transfer**
B. Shapiro (U.S.A.)
- P-555 **Failure mode and effect analysis as a proactive method to prevent risks in Assisted Reproduction Technology (ART): a more than 1000 cycle-laboratory experience**
G. Intra (Italy)
- P-556 **Fresh versus frozen-thawed embryo transfers: a systematic review and meta-analysis of obstetric outcomes**
M. Roque (Brazil)
- P-557 **Is trial registration an indicator of risk of bias in fertility trials?**
M. Showell (New Zealand)
- P-558 **Cumulative live birth rate following IVF and ICSI: a population-based cohort study**
Z. Li (Australia)
- P-559 **Development of an external quality assessment (EQA) scheme for embryo morphology using the UK standard embryo grading scheme**
J.D. Critchlow (United Kingdom)
- P-560 **Perinatal death after fertility treatment; a 7-year national cohort study in New Zealand on contributory factors and potential avoidability**
S. Mourad (The Netherlands)
- P-561 **Assisted reproduction causes reduced fetal growth associated with downregulation of paternally expressed imprinted genes that enhance fetal growth**
S. Chen (China)

- P-562** **Am I ready for ICSI? Individualized training for laboratory technicians and assessment of learning curves**
M. Durban Llenas (Spain)
- P-563** **Separated double embryo transfer represents a novel method in assisted reproductive technology treatment to prevent multiple pregnancies**
T. Hasegawa (Japan)
- P-564** **Is transfer on blastocyst stage related to a higher risk of pregnancy complications?**
E. Marbán Bermejo (Spain)
- P-565** **Prevalence of Ovarian Hyperstimulation Syndrome (OHSS) and hypercoagulability in patients triggered by GnRH agonist for excessive follicular response: a systematic follow-up**
M. Peigné (France)
- P-566** **Perinatal outcome of children born after vitrification of blastocysts (9480 cycles with 3143 babies in 16 years experiences)**
T. Mukaida (Japan)
- P-567** **Behavioural, cognitive, and motor performance of children born after intracytoplasmic sperm injection with testicular sperm at the age of five**
A. Meijerink (The Netherlands)
- P-568** **Economic evaluation of single versus double embryo transfer in IVF/ICSI: a systematic review**
L. Maria Luisa (Spain)
- P-569** **Therapeutic effect of acupuncture on the outcomes of in vitro fertilization: evaluated by an updated systematic review and meta-analysis**
Y. Meng (China)
- P-570** **Do internal audits increase pregnancy rates?**
A.D. Deenadayal (Germany)
- P-571** **Blastocyst biopsy in PGD/PGS cycles does not increase the neonatal risk when compared to intracytoplasmic sperm injection cycles**
H. He (China)
- P-572** **Perception of pain during the follicular puncture and post-operative (48 hours) under paracervical block and conscious sedation, a prospective study**
B. Prieto Molano (Spain)
- P-573** **Letrozole use for infertility and the risk of congenital malformations: a systematic review and meta-analysis**
E. Dahdouh (Canada)
- P-574** **Low immunogenicity potential of follitropin delta, a recombinant FSH preparation produced from a human cell line: Results from phase 3 trials (ESTHER-1 and ESTHER-2)**
B. Buur Rasmussen (Denmark)

- P-575 **Birthweight according to hypertensive disorders in pregnancy and conception method – exploring the excess risk of large babies and hypertension following cryopreservation of embryo**
S. Opdahl (Norway)
- P-576 **Ongoing and cumulative pregnancy rates after cleavage stage embryo transfer: impact of the day of cryopreservation of the supernumerary embryos**
I. De Croo (Belgium)
- P-577 **Evaluation of congenital anomalies in 3747 children born after In Vitro Fertilization (IVF), IntraCytoplasmic Sperm Injection (ICSI) or Frozen Embryo Transfer (FET) in France.**
P. Boyer (France)
- P-578 **Cortisol levels and diurnal patterns of 9-10 year old children born after ART (IVF/ICSI)**
M. Vänskä (Finland)
- P-579 **Evolution in attitudes towards twin pregnancies in infertile patients. Results in surveys carried out in 2007 and 2015**
J. Llacer (Spain)
- P-580 **Calcium dobesilate versus cabergoline for prevention of Ovarian hyper stimulationsyndrome**
A.S. Saad (Egypt)
- P-581 **The incidence of elevated progesterone levels in modified natural cycle frozen thawed embryo transfer cycles and impact on outcomes**
E. Groenewoud (The Netherlands)
- P-582 **Are criteria for the assessment of blastocyst quality clear enough and embryologists sufficiently trained for reproducibility of blastocyst scoring results?**
M. Zafosnik (Slovenia)
- P-583 **Pre-treatment with oral Contraceptive pill (OCP) in IVF antagonist cycles: may it affect reproductive outcomes? A retrospective study**
M.R. Campitiello (Italy)
- P-584 **Placental anomalies in singleton pregnancies after assisted reproduction technology: a systematic review and meta-analysis**
C. Venetis (Australia)
- P-585 **The birth weight of term singletons after frozen-thawed embryo transfer (FET) treatments is higher using hormonal substitution than natural cycle**
C. Tomas (Finland)
- P-586 **Genome-wide DNA methylation evaluation of cord blood from assisted reproductive technology (ART) neonates**
K. Louie (Canada)
- P-587 **DNA methylation and gene expression of imprinted genes is not associated with altered placental-fetal weight ratio in singleton births**
S. Schafer (Canada)

Reproductive (epi)genetics

- P-588** **Genetic Polymorphism in the Vitamin D Receptor Gene and 25-Hydroxyvitamin D Serum Levels in East Indian Women with Polycystic Ovary Syndrome**
D. Sur (India)
- P-589** **Comparison clinical outcome of next generation sequencing (NGS), aCGH and FISH on pre implantation genetic screening in frozen thaw embryo transfer cycle**
S. Chanchamroen (Thailand)
- P-590** **Characterization of promoter of human SET gene**
S. Xu (U.S.A.)
- P-591** **Karyomapping: a retrospective case series of clinical application of karyomapping for couples requiring preimplantation genetic diagnosis for single gene disorders and/or chromosomal rearrangements**
J. Ben Nagi (United Kingdom)
- P-592** **Is the number of previous embryo transfer cancellations a predictor of next cycle outcome in Preimplantation Genetic Screening (PGS) cycles?**
F. Bronet Campos (Spain)
- P-593** **Blastocystic mosaicism: correlation analysis of chromosomal composition in different trophoctoderm biopsies and inner-cell mass identifying by next-generation sequencing (NGS)**
S.U. Chen (Taiwan R.O.C.)
- P-594** **Application of next-generation sequencing technology for comprehensive aneuploidy screening of blastocysts in ART**
N. Makarova (Russia C.I.S.)
- P-595** **Accurately diagnose reciprocal translocation carrier in preimplantation human embryos by "MicroSeq" technology**
L. Hu (China)
- P-596** **Reduced mRNA levels and isoforms of the FMR1 gene in infertile women with low CGGnn<26 repeats**
Q. Wang (U.S.A.)
- P-597** **Preimplantation genetic diagnosis (PGD) for translocation carriers using whole genome screening by microarray analysis at the blastocyst stage**
C. Christodoulou (Belgium)
- P-598** **Common variants near FSHB and in SMAD3 provide insight into human dizygotic twinning and female fertility and reproduction**
H. Mbarek (The Netherlands)
- P-599** **A comparison of transcriptomic profiles in endometrium during window of implantation between women with unexplained recurrent implantation failure and recurrent miscarriage**
J. Huang (Hong Kong)

- P-600** **Influence of genetic polymorphisms associated with ovarian response on clinical outcomes within an oocyte donation program**
M. Cruz (Spain)
- P-601** **Chromosome abnormalities detected by array comparative genomic hybridization and next-generation sequencing: results on >38,000 embryos**
E. Liu (U.S.A.)
- P-602** **Genetic screening analysis in infertility patients: a retrospective single center review**
A. Hershlag (U.S.A.)
- P-603** **Short sperm telomere length is associated with patients who are overweight or obese: A possible mechanism for poor IVF treatment outcomes**
Q. Yang (China)
- P-604** **Polygenic profiles for predicting early menopause**
T. Laisk (Estonia)
- P-605** **Progesterone receptor gene is involved in recurrent implantation failure**
L. Vagnini (Brazil)
- P-606** **Age effect on male gamete performance through apoptotic and DNA repair gene expression**
T. Cozzubbo (U.S.A.)
- P-607** **Practical benefits of re-examination of blastocysts using next-generation sequencing technology (NGS)**
J. Liss (Poland)
- P-608** **Gene expression of apoptotic markers in cumulus and granulosa cells is altered in young women with reduced ovarian reserve**
L. Rancan (Spain)
- P-609** **Female carriers of reciprocal translocations tend to get adverse results in blastocyst quality and aneuploidy rate in PGD compared with male carriers**
K. Luo (China)
- P-610** **Declined ovarian reserve is related to increased aneuploidy rate in the age group of 35-39**
K. Luo (China)
- P-611** **Cumulative oocyte vitrification improves Preimplantational Genetic Screening (PGS) clinical results in low-responder patients**
M.d.P. Buendia Segura (Spain)
- P-612** **Aneuploidy vs Age: A study chromosome by chromosome.**
T. Escudero (U.S.A.)
- P-613** **Trophectoderm biopsy and transfer in a subsequent frozen thaw embryo replacement cycle in preimplantation genetic diagnosis cycles**
K. Doye (United Kingdom)

- P-614** **Number of blastocysts biopsied as a predictive indicator for obtaining at least one normal/balanced embryo with single nucleotide polymorphism microarray in translocation cases**
Y. Wang (China)
- P-615** **Female chromosomal structural abnormalities do not influence the ovarian response in controlled ovarian stimulation**
Z. Shunji (China)
- P-616** **Investigation of the relationship between telomere length and pregnancy outcome**
K. Sawakwongpra (Thailand)
- P-617** **Dynamics of Eukaryotic Translation Initiation Factor 4 and p70S6K signaling during human primordial-to-primary oocyte transition**
E.H. Ernst (Denmark)
- P-618** **Sperm non-coding RNA profiling as an indicator of reproductive potential**
R. Elias (U.S.A.)
- P-619** **Alteration of epigenetic profile in cumulus cells of polycystic ovary syndrome patients**
M. Shahhoseini (Iran)
- P-620** **Male age is not related with high rates of spermatozoa and embryo aneuploidy**
B. Lledo (Spain)
- P-621** **Non-Invasive Prenatal Testing uptake and results among IVF patients in Ontario, Canada: preliminary results**
A. Lanes (Canada)
- P-622** **Intercycle variation in embryo aneuploidy rates**
J. Ortiz (Spain)
- P-623** **Decreased number of mature oocytes in BRCA1 mutation carriers in IVF/PGD**
R. Van Golde (The Netherlands)
- P-624** **Investigating genetic associations with endocrine hormone levels in women undergoing fertility treatment**
N. Kumar (U.S.A.)
- P-625** **Investigating X chromosome structure during mouse pre-implantation development**
N. Ranisavljevic (France)
- P-626** **Oocyte vitrification is a valid strategy to accumulate gametes for Preimplantation Genetic Diagnosis for Aneuploidy using Next Generation Sequencing**
S. Chamayou (Italy)
- P-627** **Endometrial receptivity array (ERA) and the use of personalized embryo transfer (pET) in cases undergoing comprehensive chromosomal screening (CCS) for implantation failure (IF)**
N. Findikli (Turkey)

- P-628** **An ESHRE PGD Consortium multicentre retrospective cohort study investigating the clinical utility of PGD with human leukocyte antigen (HLA)-matching and factors influencing a positive outcome**
J. Traeger-Synodinos (Greece)
- P-629** **AMH and AMHR2 genes sequence variations in poor responders patients and controls – a pilot study**
A. Leitao Marques (Portugal)
- P-630** **Validation of the de-novo segmental (> 16 megabase) loss detected by next generation sequencing in 24 blastocysts from preimplantation genetics diagnosis**
Z. Shuang (China)
- P-631** **The proportion of aneuploidies is associated with the clinical outcome in patients with repetitive implantation failure undergoing pre-implantation genetic screening by aCGH**
C. Tabanelli (Italy)
- P-632** **A novel preimplantation genetic diagnosis strategy for Duchenne Muscular Dystrophy based on targeted Next-generation sequencing and linkage analysis**
J. Du (China)
- P-633** **Next Generation Sequencing (NGS) metrics following DOP-PCR whole genome amplification (WGA) of single and multi-cell samples for PGS**
M. Jasper (Australia)
- P-634** **Development of a universal method for the preimplantation diagnosis of β -thalassemia and sickle-cell anaemia using a novel next-generation sequencing approach: a new paradigm for PGD**
D. Wells (United Kingdom)
- P-635** **Clinical outcome of SET transfer of euploid embryos by Next Generation Sequencing with and without MitoGrade(mitochondrial DNA selection)**
K. Ravichandran (U.S.A.)
- P-636** **XRCC1 polymorphism Arg399Gln is associated with male infertility**
A. Garcia (Spain)
- P-637** **Clinical application of sequencing-based Preimplantation Genetic Diagnosis**
F. Chen (China)
- P-638** **Relationship between mitochondrial DNA quantity assessed by next generation sequencing (NGS) in blastocyst stage embryos and their implantation**
S. Pukszta (Poland)
- P-639** **Identifying housekeeping genes that are stably expressed in the endometrium of both fertile women and those with recurrent implantation failure and recurrent miscarriages**
L. Stocker (United Kingdom)
- P-640** **A powerful tagging Single Nucleotide Polymorphism method in terms of Next-Generation Sequencing that combines Preimplantation Genetic Diagnosis, informativity testing and aneuploidy screening**
A.V. Penacho Martín (Spain)

- P-641 Non invasive prenatal testing (NIPT) in IVF patients**
V. Bianchi (Italy)
- P-642 Combined Time-Lapse Imaging and Preimplantation Genetic Screening: A valuable strategy for embryo selection**
E. Rocafort (Spain)
- P-643 A small trophectoderm biopsy sample is sufficient to detect most mosaicisms after analysis with high resolution next generation sequencing (NGS)**
G.J. Garrisi (U.S.A.)
- P-644 Association of methylenetetrahydrofolate reductase c677t polymorphism with intervillous and decidual pathology in human cases with pregnancy loss**
Z. Mehandzhiev (Bulgaria)
- P-645 Analysis of DNA from blastocoelic fluid (BF) and corresponding trophectoderm (TE) cells by array-CGH and NGS.**
A. Pomante (Italy)
- P-646 Fastest benchtop Next-Generation Sequencing workflow for Preimplantation Genetic Screening with Ion ReproSeq™ technology**
L.A. Alcaraz (Spain)
- P-647 Chromosomal analysis from multiple biopsies on blastocysts**
A. Crippa (Italy)
- P-648 Genome-wide haplotyping of preimplantation embryos in the clinic: principles guiding embryo selection in Leuven**
E. Dimitriadou (Belgium)
- P-649 First validation of a next-generation sequencing platform for preimplantation genetic diagnosis of reciprocal translocations using polar bodies**
S. Taylor (United Kingdom)
- P-650 Validation of Next Generation Sequence (NGS) for PGD of structural chromosome abnormalities**
K. Bauckman (U.S.A.)
- P-651 Multinucleated embryos: to transfer or not to transfer?**
M. Parriego (Spain)
- P-652 Preimplantation genetic diagnosis (PGD) for inherited disorders using Karyomapping with optional preimplantation genetic screening (PGS): diagnostic and clinical outcomes from 576 cycles**
S. Jaroudi (U.S.A.)
- P-653 Abnormal serum dehydroepiandrosterone sulphate (DHEAS) concentration in in vitro fertilization patients increased embryo aneuploidy assessed by next-generation sequencing technology (NGS)**
K. Lukaszuk (Poland)

- P-654** **Why do euploid embryos miscarry? A retrospective study comparing aneuploidy rates within presumed euploid embryos resulting in miscarriage or live birth using next-generation sequencing (NGS)**
S. Maxwell (U.S.A.)
- P-655** **Utilizing CGG repeat length to determine Anti-Müllerian Hormone (AMH) levels in women without the Fragile X premutation**
C. Mullin (U.S.A.)
- P-656** **Euploid and aneuploid rates on day 5 vs. day 6 of blastulation**
T. Singer (U.S.A.)
- P-657** **Skewed x-inactivation and telomere content in premature ovarian failure: a preliminary study**
R.M. dos Reis (Brazil)
- P-658** **Whole genome sequencing analysis reveals genes related to lipid metabolism and inflammation are disrupted in women across different infertility diagnoses**
C. Clementi (U.S.A.)
- P-659** **Aneuploidy screening on polar bodies: next generation sequencing versus array comparative genomic hybridization**
A. Kotanidou (Germany)

Reproductive endocrinology

- P-660** **Aberrant expression and DNA methylation of lipid metabolism genes in PCOS: a new insight into its pathogenesis**
L. Xianhua (China)
- P-661** **The “normal” range of FMR1 triple CGG repeats may be associated with primary ovarian insufficiency in China**
C. Lu (China)
- P-662** **Comparison of results treated with double stimulation protocol and short down-regulation protocol for ovarian stimulation in poor ovarian responder: a prospective matched cohort study**
Y. Li (China)
- P-663** **Hydrogen sulfide is an endogenous modulator of vaginal lubrication**
Q. Sun (China)
- P-664** **Low intensity laser therapy: possible strategy to restore fertility in premature ovarian failure induced by chemotherapy?**
I. de Zuñiga (Argentina)
- P-665** **Cardiovascular risk profile of women beyond 45 years of age previously diagnosed with premature ovarian insufficiency compared to premenopausal women of comparable age**
N. Daan (The Netherlands)
- P-666** **Pharmacological inhibition of m-TORC1 prevents cyclophosphamide-induced over-activation of the primordial follicle pool through PI3K/AKT/m-TOR signaling pathway in mice**
L. Zhou (China)
- P-667** **Unravelling the role of extra- and intra-ovarian androgen receptor-mediated mechanisms driving the development of ovarian polycystic ovary syndrome (PCOS) traits**
K. Walters (Australia)
- P-668** **The controlled ovarian stimulation outcome is affected by Anti-Müllerian Hormone Receptor II genotypes**
L. Lazaros (Greece)
- P-669** **Acetyl-L-Carnitine (ALC) and L-Carnitine (LC) effects on neuroendocrine control of reproductive axis in hypogonadotropic women with functional hypothalamic amenorrhea (FHA)**
A. Genazzani (Italy)
- P-670** **The impact of thyroid autoimmunity on IVF/ICSI outcome: a systematic review and meta-analysis**
A. Busnelli (Italy)
- P-671** **Majority of young females with occult premature ovarian insufficiency menstruate regularly: why we should not rely on menstrual status as a marker of ovarian reserve**
Y. Güzel (Turkey)

- P-672** **Anovulatory patients demonstrate a sharp drop in LH levels in response to GnRH antagonist administration in IVF cycles**
O. Fainaru (Israel)
- P-673** **Clinical pregnancy and implantation rates decline gradually and insidiously with small rises in serum progesterone on the HCG day: an analysis of 3,767 IVF cycles**
O. Oktem (Turkey)
- P-674** **Analysis of the XIST gene C43G mutation in relation to X-chromosome inactivation patterns in patients with idiopathic primary ovarian insufficiency**
S.H. Yoon (Korea, South)
- P-675** **The rate of ovarian failure in 12 months following adjuvant chemotherapy in breast cancer patients according to age group**
J.J. Shin (Korea, South)
- P-676** **Recombinant FSH plus highly purified hMG versus recombinant FSH on ovarian response and clinical outcomes in long GnRH agonist protocol: A prospective, randomized, controlled trial**
N. Li (China)
- P-677** **The usage of Utrogestan and hMG protocol in patients with polycystic ovarian syndrome undergoing controlled ovarian hyperstimulation during IVF/ICSI treatments**
X. Zhu (China)
- P-678** **The expressions of ovarian steroidogenic enzymes do not increase proportionally after FSH, creating a shunting that promotes progesterone output in the granulosa cells without luteinization**
N. Akin (Turkey)
- P-679** **The comparison of Utrogestan 100mg or 200mg per day used for controlled ovarian hyperstimulation in normalovulatory women: a prospective, randomized, controlled trial**
Y. Fu (China)
- P-680** **Oocyte developmental competence in women younger than 35 is independent from the ovarian reserve measured by antral follicular count**
M.J. Lopez Martin (Spain)
- P-681** **Amphiregulin mediates hCG-induced StAR expression and progesterone production in human granulosa cells**
Y. Yu (China)
- P-682** **Clinical outcomes of frozen-thawed embryo transfer in hyper responder patients who had final follicular maturation triggered by GNRH-agonist or hcg and all embryos cryopreserved**
S. Pereira Gonçalves (Brazil)
- P-683** **Temporal effects of testosterone on expression of the circadian gene and steroidal acute regulatory protein gene in human luteinized granulosa cells**
M. Chen (China)

- P-684** **Comparative analysis of structural differences of GONAL-f and Bemfola: in vivo bioactivity and site-specific glycosylation mapping**
R. Mastrangeli (Italy)
- P-685** **Follicles environmental trace element pollution: Interaction and effects in infertile women undergoing ovarian hyperstimulation, and its correlation with IVF outcome**
Z. Al-Mudamgha (U.S.A.)
- P-686** **Defining molecular mechanisms involved in the ovarian aging for clinical applications**
Y. Lee (Korea, South)
- P-687** **GnRH-agonist triggering for final oocyte maturation in GnRH-antagonist IVF cycles induces decreased LH pulse rate and amplitude in early luteal phase: a possible luteolysis mechanism**
S. Kol (Israel)
- P-688** **Comparison of follicular fluid from natural and stimulated IVF cycles in the same women using antibody microarrays**
M. von Wolff (Switzerland)
- P-689** **Intramuscular progesterone (IM-P4) administration is associated with better pregnancy rates in frozen-thawed blastocyst transfers, regardless of progesterone serum levels**
F. Torelli (Brazil)
- P-690** **The impact of excision of benign non-endometriotic ovarian cysts on ovarian reserve: a systematic review and meta-Analysis**
A.A. Mohamed (United Kingdom)
- P-691** **Granulosa cells of insulin resistance pcos women over express foxo 1 and it is linked with insulin signaling dysfunction**
A. Salinas (Chile)
- P-692** **Impact of gonadotropin-type on progesterone elevation on the day of hCG during ovarian stimulation with corifollitropin alpha (CFA) or recombinant follicle-stimulating hormone (rFSH)**
B. Lawrenz (United Arab Emirates)
- P-693** **Does ulipristal acetate administration for symptomatic uterine fibroids impact ovarian reserve?**
F. Raga (Spain)
- P-694** **Cluster analysis of metabolic risk factors in women of reproductive age: a prospective study**
S. Kanta Goswami (India)
- P-695** **The different impact of stimulation duration on oocyte maturation and pregnancy outcome in fresh cycles with GnRH antagonist protocol in poor responders and normal responders**
Y. Li (Taiwan R.O.C.)
- P-696** **Putative functional link between FMR1 expression and mTOR/AKT-signal pathway during follicular control in human granulosa cells**
J. Rehnitz (Germany)

- P-697** **Fertility outcomes following single ideal blastocyst transfers in women less than 40 years of age as a function of ovarian reserve**
A. Zakhari (Canada)
- P-698** **The ultrasonographic “black crown”: a new ovarian aspect pathognomonic of altered follicular ovarian status in infertile women**
M. Valiere (France)
- P-699** **Levothyroxine replacement therapy for infertile patients with Hashimoto’s disease may improve serum Anti-Müllerian hormone levels**
M. Kuroda (Japan)
- P-700** **AMH levels variations during treatment with GnRh agonist: A prospective observational study**
R. Mocciaro (Italy)
- P-701** **No evidence for lower serum AMH levels in female BRCA1/2 mutation carriers**
C. van Tilborg (The Netherlands)
- P-702** **Neurokinin B receptor antagonism suppresses ovarian follicle growth and delays ovulation in healthy women**
R. Anderson (United Kingdom)
- P-703** **Do not dismiss the long downregulation protocol for women at risk of ovarian hyperstimulation syndrome (OHSS)**
A. Papathanasiou (United Kingdom)
- P-704** **The mechanism research on hyperhomocysteinemia-associated insulin resistance in polycystic ovary syndrome patients**
B. Zhang (China)
- P-705** **Low dose human chorionic gonadotropin as an adjuvant to GnRHa for final oocyte maturation rescues the poor outcome of suboptimal responders to GnRHa**
Y. Kuang (China)
- P-706** **Intramuscular versus vaginal progesterone administration in medicated IVF frozen embryo transfer (FET) cycles: a randomised clinical trial**
A. Hershko Klement (Israel)
- P-707** **Assessment of endometrial thickness in women with luteinizing hormone deficiency undergoing ovulation induction**
E. Burt (United Kingdom)
- P-708** **Identification of altered microRNAs and mRNAs in cumulus cells of PCOS patients: miRNA-509-3p promote estradiol secretion by targeting MAP3K8**
X. Huang (China)
- P-709** **Mechanism of androgen excess inducing neuroendocrine disorders in female rats and dysfunction of GnRH secretion in GT 1-7 cell**
C. Yuan (China)

- P-710** **The effect of elevated late follicular phase serum progesterone on IVF outcome in good prognosis patients**
A. Osman (United Kingdom)
- P-711** **High level of androgen during controlled ovarian stimulation cycle impairs endometrium receptivity in PCOS patients**
d. Wu (China)
- P-712** **Extensive analysis defines actual differences in absolute and “per-follicle” Anti-Müllerian hormone (AMH) levels obtained by manual and new automated assays**
T. Tadros (France)
- P-713** **Hormonal parameters before and after withdrawal using vaginal micronized progesterone in anovulatory patients with polycystic ovary syndrome**
B. Alvaro Mercadal (Spain)
- P-714** **Improved human oocyte in vitro maturation in co-culture with cumulus cells from mature oocytes in the same patient: a prospective study**
I. Virant - Klun (Slovenia)
- P-715** **A single dose new long-acting GnRH-antagonist Degarelix effectively downregulates LH in stimulated IVF cycles triggered with agonist for oocyte maturation. A proof of concept study**
E. Papanikolaou (Greece)
- P-716** **Role of Karyotyping and FMR gene screening in the anticipation of diagnosis of Premature Ovarian Insufficiency (POI)**
M.L. Shenoy (India)
- P-717** **Metformin decreases bone turnover in polycystic ovary syndrome**
S. Lingaiah (Finland)
- P-718** **Mild versus conventional ovarian stimulation for poor responders undergoing IVF / ICSI: a prospective randomized study**
C. Siristatidis (Greece)
- P-719** **Anti-Müllerian Hormone (AMH) affects Forkhead box L2 (FOXL2) expression: possible implications in early phases of folliculogenesis**
S. Sacchi (Italy)
- P-720** **Luteal phase ovarian stimulation produces competent oocytes in women with diminished ovarian reserve**
Z. Liu (U.S.A.)
- P-721** **Is there a bridge between diminished ovarian reserve and inflammation? A pilot study**
A. Bourdiec (Canada)
- P-722** **High AMH doesn't guarantee high pregnancy rate in old patients: AMH should be interpreted with age for outcome prediction of IUI or IVF**
Y. Ku (Korea, South)

- P-723** **Effect of oral contraceptives on change in endocrine and metabolic profiles of women with polycystic ovary syndrome; 1-year follow-up preliminary cohort study**
Y.J. Kim (Korea, South)
- P-724** **Assessment of the Access AMH assay as an automated, high-performance replacement for the AMH Generation II manual ELISA**
K. Pearson (Australia)
- P-725** **Clomiphene, metformin, letrozole, tamoxifen or combined clomiphene-metformin for polycystic ovary syndrome – a systematic review and individual participant data network meta-analysis**
R. Wang (Australia)
- P-726** **Gonadotropin-releasing hormone agonist versus hCG for triggering of final follicular maturation in GnRH antagonist protocol –Differential effects on Day 3 embryo quality**
E. Makrakis (Greece)
- P-727** **Follicular flushing in Natural Cycle IVF neither affects the length of the luteal phase nor the luteal body hormone production – a prospective controlled study**
M. von Wolff (Switzerland)
- P-728** **Identification of differentially expressed Long non-coding RNAs in follicular granulosa cells from polycystic ovary syndrome patients and controls**
Z. Yan (China)
- P-729** **Impact of polymorphisms of gonadotropins and their receptors on controlled ovarian stimulation: a prospective observational study**
C. Alviggi (Italy)
- P-730** **Outcome after non-hCG triggered serum-free IVM in patients with PCOS: a freeze-or-fresh transfer strategy based on number of available embryos**
M. De Vos (Belgium)
- P-731** **The opiate antagonist naloxone reduces the release of VEGF from primary granulosa cells of PCOS women**
F. Lunger (Austria)
- P-732** **A review of 300 consecutive new referrals with polycystic ovarian syndrome: presentation and management choices**
K. Rathod (United Kingdom)
- P-733** **A novel role for circulating MicroRNAs in the diagnosis of endometriosis and polycystic ovary syndrome**
D. Sakkas (U.S.A.)
- P-734** **The advantage of an immediate frozen embryo transfer following a freeze-all protocol: a retrospective analysis from 2 centres**
C. Blockeel (Belgium)

- P-735** **Comparing the inter-cycle variation of serum anti-Mullerian hormone and antral follicle count measurements in predicting ovarian response before IVF**
H.W.R. Li (Hong Kong)
- P-736** **Intracellular oxidative stress in granulosa cells impact on ART success in reduced ovarian reserve**
M. Santonastaso (Italy)
- P-737** **Reproductive outcomes in patients with polycystic ovaries: does phenotype matter?**
S. Pareyn (Belgium)
- P-738** **How to implement in real-life settings the results of meta analysis? Example of dydrogesterone as luteal phase support after fresh embryo transfer in IVF procedure**
N. Massin (France)
- P-739** **Defining critical progesterone elevation to estimate effect on pregnancy and live birth rates: influence of selected threshold on exposure frequency, effect size and clinical impact.**
M. Caballero (Spain)
- P-740** **The most effective starting dose of gonadotropins in the first IVF cycle in patients under 35 years of age - GnRH agonist versus antagonist protocol.**
P. Kuć (Poland)
- P-741** **Anti-Müllerian hormone (AMH) serum levels enable preoperative estimation of the number of cumulus-oocyte complexes (COC) in female-to-male transgender persons (trans men)**
C. De Roo (Belgium)
- P-742** **Start stop protocol: A preliminary study of a new controlled ovarian stimulation method for Bologna poor responders**
B. Yilmaz (Turkey)
- P-743** **Long-term health of women with FSH resistant ovaries**
K. Luiro-Helve (Finland)
- P-744** **Different pregnancy rate with the same results of AMH using 5 different AMH kits including new automated assays**
D. Bialobrzaska-Lukaszuk (Poland)
- P-745** **Serum Prolactin and Cortisol levels for luteal phase support (LPS) during IVF: subcutaneous vs intramuscular progesterone**
F. Caprio (Italy)
- P-746** **Serum vitamin D is not associated with ovarian reserve in infertile patients**
B.C. Tarlatzis (Greece)
- P-747** **Recombinant luteinizing hormone (rLH) and recombinant follicle stimulating hormone (rFSH) for controlled ovarian stimulation in IVF/ICSI cycles**
M.H. Mochtar (The Netherlands)

- P-748** **The preventive effect of resveratrol in cisplatin-induced ovarian damage**
M. Atli (Turkey)
- P-749** **The role of PI3-K signalling pathway in insulin actions on testosterone synthesis in peripheral adipose tissue of women with and without polycystic ovarian syndrome**
S. Amer (United Kingdom)
- P-750** **Recombinant vs. urinary human chorionic gonadotrophin (hCG) for triggering final oocyte maturation in patients at risk for ovarian hyperstimulation syndrome OHSS: a randomized clinical trial**
G. Lainas (United Kingdom)
- P-751** **Interventions to improve ART outcome in PCOS patients: a systematic review and meta-analysis**
M. Kollmann (Austria)
- P-752** **Are polyfluoroalkyl chemicals associated with raised levels of serum testosterone in women with and without Polycystic Ovary Syndrome, undergoing controlled ovarian hyperstimulation IVF cycle**
S.D. Maguiness (United Kingdom)
- P-753** **Altered expression of Wnt/beta-catenin signaling pathway in endometrium of women with polycystic ovarian syndrome (PCOS)**
S.A. Salinas Quero (Chile)

Reproductive epidemiology, socio-cultural aspects and health economy

- P-754** **Alcohol consumption and live birth among fertility patients: a nationwide register-based cohort study**
I. Madsen (Denmark)
- P-755** **World trends in Assisted Reproductive Technology (ART) 2004-2013**
V.A. Kushnir (U.S.A.)
- P-756** **Credibility test in meta-analysis: a support for clinical decision**
J.G. Franco Jr. (Brazil)
- P-757** **The association between Hepatitis B virus infection and the underlying cause of infertility – A study in an endemic region**
S.M.J. Mak (Hong Kong)
- P-758** **Does rationing fertility treatment lead to better success rates? A population-based comparative analysis of Australian and New Zealand Assisted Reproductive Technology cycles**
C.M. Farquhar (New Zealand)
- P-759** **Lethal consequences of infertility on lives of poor women surviving in developing countries like Pakistan**
S. Shah Nawaz (Pakistan)
- P-760** **Racial differences in birth outcomes in women undergoing ovulation induction (OI)**
K. Pagidas (U.S.A.)
- P-761** **IVF success rate does not linearly increase with number of collected oocytes when limiting number of fertilised oocytes**
P. Pierzynski (Poland)
- P-762** **Cultural aspects of oocyte freezing: a pilot survey on knowledge and attitudes in a Swiss female academic population**
M. Emery (Switzerland)
- P-763** **Awareness and attitude of potential Italian oocyte donors towards fertility issues, gamete donation and social freezing: a survey**
S. Sgargi (Italy)
- P-764** **Competing risk survival techniques provide accurate estimates of long term outcome in Assisted Reproduction and prognostic factors. A first study in France**
F. Lesourd (France)
- P-765** **Lead levels and IVF outcome: the case of “Land of fires” (Campania, South Italy)**
M.D. d’ Eufemia (Italy)

- P-766** **The Polish state-funded program – infertility treatment with in vitro fertilization for years 2013-2016. results after the first 2 years**
P. Laudanski (Poland)
- P-767** **Effects of laboratory procedures on intrauterine insemination success**
L. Lemmens (The Netherlands)
- P-768** **Preconceptual health and fertility treatment – an evidence based approach**
E. Chronopoulou (Greece)
- P-769** **Are non-phthalate substitute plasticizers safe? The association of urinary di-isononyl cyclohexane-1,2-dicarboxylate (DINCH) metabolites with in-vitro fertilization (IVF) outcomes: Results from the EARTH study**
I. Souter (U.S.A.)
- P-770** **Population based Northern Finland Birth Cohort 1966 study shows serum lipids and metabolic syndrome to have association with an increased risk of uterine fibroids**
O. Uimari (United Kingdom)
- P-771** **Oocyte donation in India – Characterisation of donors**
P. Rana Arora (India)
- P-772** **Impact of geographical origin on IVF results:a monocentric French retrospective observational cohort study evaluating three populations originating from Europe and North or Sub-Saharan Africa**
M. Peigné (France)

Reproductive surgery

- P-773** **Hysteroscopic septum resection versus expectant management for women with a septate uterus**
J. Rikken (The Netherlands)
- P-774** **Proinflammatory cytokines TNF- α and IL-1 in pelvic peritoneal adhesions of various etiology at reproductive age women**
G. Sulima (Russia C.I.S.)
- P-775** **The experience of absorbable knotless wound closure device used in laparoscopic myomectomy**
C. Chan (Taiwan R.O.C.)
- P-776** **Risk factors for parasitic myoma after use of morcellator in laparoscopic myomectomy: multicenter experience and literature review**
E. Bratila (Romania)
- P-777** **Copper intrauterine device improves pregnancy outcome in women with repeated implantation failure**
X. Mao (China)
- P-778** **Clinical efficacy of modified adenomyomectomy in infertile women with adenomyosis**
S.H. Yoon (Korea, South)
- P-779** **The optimal number of embryo transferred for patients with didelphys uterus: following 115 cases after in vitro fertilization embryo transfer (IVF-ET)**
Y. Yi (China)
- P-780** **Histeroscopic treatment for infertility women: Myosure**
F.J. Martinez Cortes (Spain)
- P-781** **Frequency of endometrial cancer and atypical hyperplasia in infertile women undergoing hysteroscopic endometrial polypectomy**
Y. Kuribayashi (Japan)
- P-782** **Three-month treatment with ulipristal acetate prior to laparoscopic myomectomy of large uterine myomas**
C. Bondi (Italy)
- P-783** **Laparoscopic guided tubal catheterisation for proximal fallopian tube occlusion. A retrospective cohort study**
J. Chu (United Kingdom)

Stem cells

- P-784** **Human spermatogonial stem cells survive but show limited proliferation rate in vitro under mouse spermatogonial stem cell culture conditions**
J.V. Medrano Plaza (Spain)
- P-785** **Transplantation induced pluripotent stem cells in situ improves fertility outcome impaired by intrauterine adhesions in mice**
L. Yao (China)
- P-786** **Identification of functional integrin heterodimers expressed on spermatogonial stem cells in mice**
S. Lee (Korea, South)
- P-787** **Study of the epigenetic cellular memory induced by morphine upon Epiblast-like cells (EpiLCs) differentiation**
I. Muñoa (Spain)
- P-788** **Construction of endometrial-like epithelium using human endometrial CD146 positive cells in vitro**
M. Fayazi (Iran)
- P-789** **Uncovering the novel role of mTORC2 subunit of the PI3K/AKT/mTORC pathway in establishing naïve pluripotency in human embryonic stem cells**
S. Warriier (Belgium)
- P-790** **Inhibition of Rho-associated protein kinase (ROCK) in mouse embryos affects trophectoderm formation and blastocyst development, but still allows subsequent stem cell derivation**
S. Ghimire (Belgium)
- P-791** **Assessment of pharmacological compounds during neural differentiation in human embryonic stem cells**
C. Ahn (Korea, South)
- P-792** **Can Wnt inhibition induce more favorable characteristics in primed hESCs for future clinical applications?**
J. Taelman (Belgium)
- P-793** **PRD-like homeodomain transcription factor LEUTX has a central role in human embryonic genome activation (EGA)**
E. Jouhilahti (Sweden)
- P-794** **Transcriptomic analysis of human primitive spermatogonia in adult testis**
M. Givelet (France)



AUTHOR INDEX

Abbara, A.	104	Babariya, D.	43	Bosdou, J.	44
Abir, R.	57, 160	Bacer Kermavner, L.	134	Bourdiec, A.	180
Abraham, M.	161	Bahadori, M.H.	125	Bourdon, M.	155
Abuli Vidal, A.	113	Baker, V.	110	Boyer, P.	133, 134, 169
Abuzeid, O.	130	Balaban, B.	138	Boynukalin, F.K.	73, 148
Adamson, D.	76	Balaban-Kasztelanski, O.	82	Brady, P.	131
Adolfsson, E.	39	Baldini, D.	130, 156	Braga, D.P.d.A.F.	133
Agarwal, A.	122	Balenbois, E.	159	Bratila, E.	186
Agrawal, S.	132	Balkenende, E.	157	Bronet Campos, F.	170
Agudo, D.	103	Barash, O.	138	Brugnon, F.	159
Aguilar Prieto, J.	139	Barragan, M.	122	Bruhn Madsen, L.	96
Ahn, C.	187	Barraud-Lange, V.	105	Buendia Segura, M.d.P.	171
Aiello, N.	147	Barrie, A.	142	Bulut, H.	129, 133
Akin, N.	177	Barriere, P.	159	Burdina, A.	141
Akizuki, Y.	163	Baruffi, R.	90	Burt, E.	179
Al Said, S.	121, 122, 124	Basar, M.M.	41	Busnelli, A.	176
Alamá Faubel, M.P.	152	Baston-Büst, D.M.	147	Busso, C.E.	164
Albertini, D.	50	Bastu, E.	148	Buur Rasmussen, B.	168
Alborzi, M.	146	Bauckman, K.	174	Caanen, M.	75
Alcaraz, L.A.	174	Bayoglu Tekin, Y.	154	Caballero, M.	182
Alecsandru, D.	130	Bejarano Velázquez, D.	153	Caglar, G.	90
Almont, T.	124	Beliveau, L.	164	Calhaz, C.	76
Al-Mudamgha, Z.	178	Ben Nagi, J.	170	Callec, R.	55
Al-Obeid Omer, A.	122	Benaglia, L.	143	Calonge, M.	138
Alrahel, A.	142	Ben-Ami, I.	104	Campbell, A.	142
Altmäe, S.	147	Benammar, A.	105	Campitiello, M.R.	169
Alvarez Pinochet, C.	155	Benchaib, M.	54, 106, 137	Canosa, S.	145
Alvarez Sedo, C.	113	Bernabeu-Perez, R.	105	Capalbo, A.	141
Alvaro Mercadal, B.	180	Bhattacharya, S.	55, 102	Capaldo, A.	156
Alvigi, C.	181	Bhide, P.	75	Caprio, F.	182
Amargant, F.	106	Bialobrzaska-Lukaszuk, D.	182	Carone, N.	115
Amdani, S.N.	128	Biancardi, R.	151	Carvalho, M.	135, 137
Amer, S.	183	Bianchi, V.	174	Castilla Alcala, J.A.	127
Anastácio, A.	160	Birch Petersen, K.	154	Castillo, A.	149
Andersen Yding, C.	48	Bissonnette, L.	72	Catt, S.	167
Andersen, A.N.	155	Blanshard, R.	39	Cernakova, I.	125
Anderson, R.	160, 179	Blasco, V.	153	Cerrillo Martínez, M.	145
Annalisa, R.	146	Blazquez, A.	152	Cesarano, S.	144
Antoine, Y.	144	Blockeel, C.	101, 181	Ceyhan, S.T.	139
Apers, S.	52	Bodri, D.	133	Chakraborty, P.	131
Aplin, J.	109	Boggavarapu, N.R.	148	Chakravarty, B.	131, 148
Arav, A.	139	Boivin, J.	84	Chamayou, S.	172
Arnanz, A.	135	Bondi, C.	186	Chambers, G.	54
Arrach, N.	73	Bonte, D.	141	Chan, C.	186
Artini, P.G.	140	Boomsma, D.	78	Chan, C.H.Y.	163, 165
Arvis, P.	54	Borges Junior, E.	121	Chan, C.H.Y.	163, 165
Asakura, H.	128	Borges, L.	153	Chatzi, E.	153
Assi, J.	52	Borini, A.	157	Chatzimeletiou, A.	112
Atli, M.	183	Bosch, E.	66	Chaushev, T.	147
Ayvazova, N.	121	Bosco, L.	153	Chehin, M.	157

Chen, C.	143	de Kat, A.	75	Eriksson, J.	38
Chen, F.	112, 173	De Krom, G.	164	Ernst, E.H.	172
Chen, M.	177	de Lacey, S.	164	Esbert Algam, M.	139
Chen, Q.	151	De Las Heras Martinez, M.	138	Escudero, T.	171
Chen, S.	167	De Michele, F.	116	Espirito Santo, E.	163
Chen, S.U.	170	De Roo, C.	182	Estivill, X.	59
Chen, Z.	156	De Silva, P.	94	Eva M, G.	40
Cheong, Y.	108	De Vos, M.	181	Exacoustos, C.	77
Cheung, S.	130	de Wit, L.	125	Exalto, N.	77
Cheung, W.C.	163	de Zuñiga, I.	176	Exposito Navarro, A.	122
Chevalier, N.	166	Deenadayal, A.D.	168	Fahri Teksen, C.	125
Chian, M.	141	Delaroché, L.	132	Fainaru, O.	177
Chi, H.	122	Demirci, U.	92	Fairbairn, C.	75
Chimote, A.	148	Deng, M.	162	Fancsovit, P.	39
Chimote, B.N.	147	Depuydt, C.	151	Farid Mojtahedi, M.	167
Chimote, N.	138, 148	Derakhshan-Horeh, M.	85, 143	Farquhar, C.M.	184
Chow, S.	41	Desmet, B.	62	Fasano, G.	135
Christensen, M.W.	155	Dhawan, V.	132	FatemehSadat, A.	156
Christiansen, O.B.	131	di Clemente, N.	75	Fathi, R.	160
Christodoulou, C.	170	Di Emidio, G.	116	Fauque, P.	100
Chronopoulou, E.	185	Di Santo, M.	135	Fayazi, M.	187
Chrysteale, R.	117	Dieamant, F.	143	Ferrer Buitrago, M.	140
Chu, J.	186	Dimitriadou, E.	174	Ferriani, R.A.	149
Cimadomo, D.	85	Dittrich, R.	159	Feskov, O.	121
Cinar, O.	152	d', M.D.	184	Figueira, R.d.C.	133
Cissé, A.	154	Doblinger, J.	151	Filippini-Cattaneo, G.	126
Cissen, M.	41	Dobson, S.	131	Filiz, S.	123
Clement, A.	106	Dominguez, F.	114	Fill Malfertheiner, S.	132
Clementi, C.	175	Donarelli, Z.	165	Findekle, S.	154
Coleman, P.	47	Dondorp, W.J.	51, 96	Findikli, N.	172
Comtet, M.	160	Dong, J.	137	Fiorentino, F.	43
Conforti, A.	108	Dong, M.	138	Forte, S.	126
Cooke, S.	136	Doroftei, B.	137	Fragouli, E.	53
Coonen, E.	46	dos Reis, R.M.	175	Franco Jr, J.G.	184
Cozzubbo, T.	171	Doye, K.	171	Freour, T.	122
Creux, H.	164	Dreyer, K.	94	Froment, P.	81
Crippa, A.	174	Drissenek, L.	87	Fujii, M.	162
Crisol, L.	141	Du, J.	173	Fung-Wei, C.	131
Cristea Brunel, N.	82	Dumoulin, J.	80	Furlong, H.	114
Critchley, H.	101	Dupont, C.	127	Furman, I.	163
Critchlow, J.D.	167	Durban Llenas, M.	168	Fu, Y.	177
Cruz, M.	171	Du, T.	130	Gagsteiger, F.	134
Cursio, E.	43	Dyer, S.J.	74, 76	Galán Rivas, A.	105
Daan, N.	176	Ebling, F.J.P.	60	Galhardo, A.	164
Dafopoulos, K.	137	Ebner, T.	134	Gallardo Molina, M.	105
Dahdouh, E.	168	Edgell, T.	144, 145, 154	Gamaleldin, I.	149
Dancet, E.	79	Ekstrom, C.	92	Gameiro, S.	56
Daoud, S.	125	Elena Rocío, H.M.	141	Gao, F.	87
Darwish, E.	39	Elias, R.	172	Gao, J.	154
David, K.	123	Emery, M.	184	Garcea, G.M.	141
Davies, M.	107	Enatsu, N.	106	Garcia, A.	173
Davies, S.	139	Endo, T.	158	Garcia Garcia, D.	162
De Brucker, M.	158	Erdem, M.	155	Garg, N.	149
De Croo, I.	169	Erguven, M.	124	Garrisi, G.J.	174

Gayet, V.	157	Hobson, N.	135	Karakoc Sokmensuer, L.	127
Genazzani, A.	176	Hoffmann, I.	124	Karlikaya, G.G.	103
Georgiou, I.	93	Högqvist Tabor, V.	158	Kasterstein, E.	140
Gerris, J.	49	Homburg, R.	117	Kato, K.	145
Ghimire, S.	187	Honorato, T.	130	Kavrut, M.	70
Ghourab, G.	151	Hooker, A.	55	Kedem, A.	156
Gilbert, R.	141	Horcajadas Almansa, J.A.	72	Keller, A.	89
Gillerman, K.	95	Hreinsson, J.	66	Kelsey, G.	67
Givelet, M.	187	Huang, F.	134	Kere, J.	47
Glina, C.	164	Huang, J.	170	Khashaba, S.	121
Golestan Jahromi, M.	148	Huang, X.	179	Kida, Y.	134
Gonnot, J.	52	Hubbard, J.	44, 58	Kim, C.	147
Gordts, S.	71	Hui, G.	145	Kim, H.J.	135
Götte, M.	143	Hu, L.	131, 170	Kim, J.	125
Graham, S.	165	Huleihel, M.	126	Kim, M.	114
Greco, E.	136	Hu, M.	162	Kim, M.K.	149
Grieco, N.	128	Humaidan, P.	44	Kim, Y.J.	181
Griesinger, G.	144	Hunter Cohn, K.	105	King, L.	150
Groenewoud, E.	169	Husby, K.	132	Kirkegaard, K.	139
Grynberg, M.	160	Hvidman, H.W.	158	Kissin, D.	150
Gualtieri, R.	127	Ibrahim, M.G.S.	42	Kitsou, C.	121
Güzel, Y.	176	Iglesias, C.	95	Kobori, Y.	121
Gyulmamedova, I.	146	Iliodromiti, S.	74	Kodyleva, T.	123
Habara, T.	167	Illoio, E.	115	Koel, M.	89
Hagemann, C.	95	Imrie, S.	164	Koert, E.	56
Halpern, G.	151	Inoue, S.	139	Kohl Schwartz, A.	108
Hamamah, S.	158	Inoue, T.	124	Koike, M.	160
Hambiliki, F.	91	Intra, G.	167	Kolibianakis, E.	58
Hamdan, M.	147	Iovine, E.	124	Kollmann, M.	183
Hanna, J.	45	Ishii, T.	150	Kolman, E.	130
Haouzi, D.	144	Ishikawa, H.	129	Kol, S.	178
Harlev, A.	40	Ishikawa, T.	124	Kono, T.	133
Harton, G.	103	Ishikawa, Y.	39	Konstantinidis, M.	43
Hasegawa, T.	168	Isiklar, A.	139	Koo, J.	133
Hassan, R.	88	Iwata, K.	138	Kopeika, J.	128
Hasson, J.	74, 138, 152	Jansen, C.	154	Kotanidou, A.	175
Hatakeyama, S.	92	Jaroudi, S.	174	Kouhkan, A.	128
Hatano, K.	62	Jasper, M.	173	Krawczak, A.	82
Hatoum, I.	72	Jeseta, M.	123	Krishna, D.	146
Hayashi, C.	145	Jiang, R.	72	Krjtskov, K.	143
He, H.	168	Jindal, U.N.	70	Kuang, Y.	179
Hemberger, M.	45	Johansen, E.	127	Kuč, P.	182
Hendriks, S.	150	Johnson, L.	162	Kuiper, D.	167
Henningsen, A.	107	Johnson, S.	130	Kumar, N.	172
Henry, L.	57	Joo, B.S.	155	Kuon, R.J.	130
Herraiz, S.	40	Jou, G.	152	Kuramoto, G.	86
Herrer, R.	103	Jouhilahti, E.	187	Kuribayshi, Y.	186
Hershko Klement, A.	179	Kadoch, I.J.	142	Kuroda, M.	179
Hershlag, A.	171	Kahraman, S.	136	Kushnir, V.A.	184
Hertz, R.	156	Kai, Y.	134	Kutlu, T.	129
Hezavehei, M.	125	Kamath, M.	40	Kutteh, W.H.	131
Hickman, C.	137	Kamel, M.	151	Ku, Y.	180
Hieda, M.	163	Kanta Goswami, S.	178	Kwon, H.C.	129
Hiraoka, T.	145	Karahuseyinoglu, S.	148	La Vecchia, I.	151

Labib, K.	131	Liu, Z.	180	Maybin, J.	42
Lagalla, C.	141	Li, Y.	176, 178	Ma, Y.Y.	134
Lai, G.	147	Li, Z.	167	Mbarek, H.	170
Lainas, G.	183	Llabador-de Royer, M.	137	McEvoy, K.	129
Laisk, T.	171	Llacer, J.	169	McLernon, D.	74
Lalit Kumar, S.	42	Llaneza, A.P.	163	Medrano Plaza, J.V.	187
Lambalk, C.	55	Llavador-Guerrero, S.	151	Mehandzhiev, Z.	174
Lamba, N.	115	Lledo, B.	172	Meijerink, A.	41, 168
Lampic, C.	164	Lopez Duarte, P.	138	Meirow, D.	157
Lancastle, D.	144	Lopez Martin, M.J.	177	Melford, S.	145
Lane, S.	147	Lopez-Bayghen Patiño, E.	133	Melin, J.	74
Lanes, A.	172	Louie, K.	169	Meng, Y.	168
Lara, E.E.	149	Lu, C.	176	Meriano, J.	140
Lattes, K.	40, 152	Luca, G.	106	Mertes, H.	96
Laudanski, P.	185	Luddi, A.	157	Mesquita da Silva, S.	165
Lawrenz, B.	178	Luiro-Helve, K.	182	Metzler-Guillemain, C.	165
Lazaros, L.	176	Lukaszuk, K.	127, 174	Micaux Obol, C.	158
Lebedev, I.	87	Lunger, F.	181	Michelon, J.	142
Lédée, N.	143	Luo, K.	171	Micic, S.	124
Lee, D.Y.	146	Luo, L.	130	Minasi, M.G.	135
Lee, G.S.	131	Maciejewska-Mroczek, E.	164	Mitsunami, M.	126
Lee, H.J.	152	Madsen, I.	184	Mocciaro, R.	179
Lee, J.W.	126	Maguiness, S.D.	183	Mochtar, M.H.	182
Lee, K.H.	135	Makarova, N.	170	Moffa, F.	163
Lee, K.S.	153	Makrakis, E.	181	Mohamed, A.A.	178
Lee, S.	187	Mak, S.M.J.	184	Montag, M.	103
Lee, W.	123	Malchau, S.	107	Montagut, M.	148
Lee, Y.	178	Maldonado Rosas, I.	122	Monzo, A.	146
Legendre, G.	56	Malic, S.	127	Moore, V.	107
Leitao Marques, A.	173	Mangiarini, A.	152	Morales Sabater, R.	43
Lei, Y.	147	Mansouri-Attia, N.	87	Moreno Fernandez, P.	156
Lemmens, L.	185	Mao, X.	186	Moreno Moya, J.M.	142
Lensen, S.	122	Marbán Bermejo, E.	168	Morin, L.C.	81
Leone Roberti Maggiore, U.	146	Marcellin, L.	108	Morotti, M.	111
Lerchl, A.	60	Margioula-Siarkou, C.	148	Mosorin, M.	156
Lesourd, F.	184	Maria Luisa, L.	168	Mourad, S.	88, 167
Lewis, S.E.M.	121	Marie, M.	136	Mukaida, T.	168
Leza, A.	91	Marino, A.A.	158	Mullin, C.	175
Li, B.	134	Marron, K.	129	Mumusoglu, S.	137
Licciardi, F.	73	Martinez Cortes, F.J.	186	Muñoa, I.	187
Lier, M.	147	Martinez, M.	159	Munoz Cantero, M.	134
Lierman, S.	62	Martins, M.	115	Murakami, M.	123
Liffner, S.	128	Massart, P.	152	Murtinger, M.	146
Li, H.	144	Massimiani, M.G.	162	Mushtaq, R.	141
Li, H.W.R.	182	Massin, N.	182	Muyshond, V.	62
Li, N.	177	Mastrangeli, R.	178	Nagar, R.	157
Lingaiah, S.	180	Matorras, R.	86	Nagayoshi, M.	157
Liou, N.S.	104	Matos, J.	127	Nagy, R.	155
Liss, J.	171	Matsubayashi, H.	114	Nakajo, Y.	107, 134
Liu, E.	171	Matsukawa, Y.	129	Nakata, K.	124
Liu, J.	137, 154	Matsuzaki, S.	143	Nandi, A.	86
Liu, L.	145	Mauri, A.L.	92	Nap, A.W.	144
Liu, S.	143	Mavrogianni, D.	149	Nariyoshi, S.	122
Liu, Y.	129, 152, 155	Maxwell, S.	175	Nelson, S.	74

Ngan, T.Y.T.	117	Perez Albala, S.	135	Rodriguez-Tarrega, E.	146
Nicoletti, A.	90	Perez, O.	136	Rodriguez-Wallberg, K.	166
Nohales Corcoles, M.D.M.	138	Perrin, J.	159	Romualdo, P.	135
Norman, R.J.	58	Petousis, S.	149	Ron, R.	156
Norton, W.	115	Phoon, W.L.J.	160	Roque, M.	167
Notari, T.	127	Pierzynski, P.	184	Ross, C.	159
Noventa, M.	154	Pillai, R.	55	Russo, M.A.	151
Nunez, R.	153	Piltonen, T.	56	Rustamov, O.	154
Ochiai, A.	87	Piomboni, P.	125	Ruvolo, G.	123
Ockhuysen, H.	84	Pirkevi, C.	91	Saad, A.S.	169
Ohno, H.	135	Pirrello, O.	153	Sacchi, S.	180
Ohtani, A.	138	Piva, I.	88	Sadr, S.Z.	142
Oktem, O.	177	Polson, D.W.	157	Sagara, E.	123
Olaya, E.	134	Pomante, A.	174	Saji, F.	161
Oliva, A.	140	Popovic, M.	89	Sakkas, D.	181
Oliveira, J.B.A.	90	Prados Dodd, N.	153	Sakurai, K.	135
Ollila, M.	117	Prados Mondéjar, F.	142, 158	Salevaara, M.	164
Opdahl, S.	169	Prieto Molano, B.	168	Salinas, A.	178
Orhan, I.	122	Privitera, L.	153	Salinas Quero, S.A.	183
Oron, G.	72	Provoost, V.	96	Sallam, H.N.	48
Ortiz, J.	172	Pujol Masana, A.	70	Salomon, M.	52
Osman, A.	180	Pukszta, S.	173	Samani, R.	163
Otsuki, J.	112	Pundir, J.	108	Santonastaso, M.	182
Oudshoorn, S.	44	Quintana Ferraz, F.	123	Santos Ribeiro, S.	72
Ouyang, Y.	130	Raberi, A.	90	Santulli, P.	108
Overbeek, A.	155	Raga, F.	178	Sá, R.	116, 133
Pacey, A.A.	38	Rahmioglu, N.	42	Saunders, P.T.K.	42
Pacheco Castro, A.	40	Rakhila, H.	42	Savaris, R.	143
Padilla Ruiz, E.	140	Rana Arora, P.	185	Sawakwongpra, K.	172
Pagidas, K.	184	Rancan, L.	171	Sayed, S.	137
Pallam Reddy, A.	144	Rangelov, I.	139	Sayme, N.	160
Palmer, S.	104	Ranisavljevic, N.	172	Sbracia, M.	132
Panagiotidis, Y.	142	Rantsi, T.	95	Scalici, E.	104
Paniza, T.	41	Rathod, K.	181	Scarica, C.	91
Pantos, K.	153	Ravichandran, K.	173	Schafer, S.	169
Papanikolaou, E.	180	Rayss, A.	159	Schembri Deguara, C.	146
Papathanasiou, A.	179	Rehman, K.u.	126	Schiewe, M.C.	41, 136
Papatheodorou, A.	142	Rehnitz, J.	178	Schnauffer, K.	141
Pareyn, S.	182	Reignier, A.	85	Schoonenberg-Pomper, J.	69
Parfitt, E.	106	Reindollar, R.	68	Segars, J.	110
Park, J.	122	Reis, F.	158	Sepulveda Rincon, L.P.	112
Parriego, M.	174	Reljic, M.	135	Seshadri, S.	155
Pascuali, N.	116	Renzi, A.	144	Setti, A.	133
Patel, J.	156	Reschini, M.	143	Sexty, R.	163, 164
Pattinaja, D.	157	Resetkova, N.	112	Seyhan, A.	149
Payne, D.	70	Reversade, B.	78	Sfontouris, I.	140
Pearson, K.	181	Rezaei-Tobraggaleh, T.	106	Sgargi, S.	184
Pedro, J.	165	Rice, J.	125	Shah Nawaz, S.	184
Peeters, K.	57	Rienzi, L.F.	139	Shahhoseini, M.	126, 147, 172
Peigné, M.	168, 185	Rikken, J.	186	Shalom-Paz, E.	157
Penacho Martín, A.V.	173	Rocafort, E.	174	Shapiro, B.	102, 167
Pennings, G.	166	Roca, M.	166	Sharma, R.	125
Pereira Gonçalves, S.	177	Rodriguez Bujez, A.B.	159	Sharma, S.	147
Pereira, N.	131	Rodriguez, J.	144	Shelko, N.	122

Shenoy, M.L.	180	Taguchi, S.	152	Van de Vijver, A.	104
Shimomura, Y.	127	Takagi, K.	139	van den Akker, O.	56
Shin, J.J.	177	Take Kaplanoglu, G.	123	van den Berg, M.	132
Shlush, K.	155	Talevi, R.	57	Van den Broeck, U.	165
Sho, T.	126	Tamhankar, V.	166	van Dongen, A.	164
Showell, M.	167	Tam, M.Y.J.	164	van Eekelen, R.	113
Shtyrya, Y.	125	Tamura, H.	156	Van Golde, R.	172
Shuang, Z.	173	Tanaka, A.	127	van Oers, A.	54
Shunji, Z.	172	Tanaka, Y.	136	van Rijswijk, J.	86
Silva, A.C.	142	Tannus, S.	70, 136	van Tilborg, C.	44, 179
Simoes, T.	88	Tan, P.L.	136	Vanden Meerschaut, F.	94
Singer, T.	175	Tan, S.	159	Vanni, V.S.	155
Singh, M.	58	Tarasconi, B.	75	Vänskä, M.	169
Singh, R.	140	Tarlatzis, B.C.	182	Vásquez Cubillos, V.	70
Singh, S.	148	Tarlatzi, T.	117	Vassena, R.	79
Sirard, M.	50	Tatone, C.	142	Vegni, E.	165
Siristatidis, C.	180	Taylor, S.	174	Veleva, Z.	114
Sobral, M.P.	166	Teletin, M.	126	Venetis, C.	49, 58, 152, 169
Soda, T.	126	Telfer, E.E.	116	Vento, M.E.	157
Söderström, V.	150	Ten, J.	39, 85, 141	Venturella, R.	154
Sokol, R.	68	Terasawa, H.	134	Vessey, W.	121
Somers, S.	79	Teshima, D.	131	Vigano, P.	86
Sonigo, C.	160	Tharwat Aziz, H.	146	Vignesh P, S.	148
Son, W.Y.	136, 140	Thijssen, A.	121	Vilella Amorós, I.	128
Sormunen, T.	163	Thorn, P.	51	Vincent, K.	111
Sosa Fernandez, L.M.	155	Tian, S.	157	Virant, I.	89, 180
Soto, E.	94	Tilia, L.	140	Visnova, H.	165
Souter, I.	185	Tilleman, K.	69	Visser, M.	163
Spath, K.	73	Timur, H.	129	Viville, S.	100
Spencer, C.	82	Tishchenko, O.	126	Vizziello, D.	121
Spinella, F.	53	Toftager, M.	158	Vlaisavljevic, V.	79
Splingart, C.	140	Tomas, C.	169	Voet, T.	59
Steiner, A.	113	Tong, X.M.	145	Volozonoka, L.	132
Stern, K.	57	Tonkin, L.	163	von Grothusen, C.	149
Stockler, L.	93, 173	Torelli, F.	178	von Horn, K.	151
Storr, A.	103, 138	Torno, A.L.	153	von Wolff, M.	178, 181
Sudiman, J.	139	Torrance, H.	44	Vorilhon, S.	123
Sugimoto, T.	133	Toth, B.	137	Vuontisjärvi, S.	108
Sugiura-Ogasawara, M.	129	Tournaye, H.	61	Walters, K.	176
Sulima, G.	186	Toy, H.	165	Wang, L.	43
Sunkara, S.K.	107	Traeger-Synodinos, J.	173	Wang, Q.	167, 170
Sun, L.	130	Tsampras, N.	159	Wang, R.	181
Sun, Q.	176	Tsuji, Y.	145	Wang, Y.	172
Sur, D.	170	Tsuneto, M.	137	Wang, Y.A.	107
Suzuki, K.	124	Tsutsumi, Y.	161	Warrier, S.	187
Svarre Nielsen, H.	109, 130	Uimari, O.	185	Watanabe, S.	154
Svenstrup, L.	158	Utsunomiya, T.	136	Wells, D.	53, 173
Sydsjo, G.	165	Uvin, V.	128	Wendan, X.	124
Sylvest, R.	162	Vagnini, L.	171	White, Y.	156
Tabanelli, C.	173	Vaiarelli, A.	132	Whitney, J.B.	53
Tabolova, v.	145	Valbuena Perilla, D.	144	Wistuba, J.	61
Tadros, T.	180	Valiere, M.	179	Wolf, E.	67
Taelman, J.	187	Van Blerkom, J.	80	Wong, S.	165
Tafi, E.	146	van de Loo, L.	156	Wu, d.	180

Xianhua, L.	93, 176	Yoshida, A.	127	Zgodic, A.	113
Xu, J.	104	Yoshimura, T.	144	Zhang, B.	179
Xu, S.	170	Youness, B.	93	Zhang, J.	124
Yamaguchi, T.	140	Young, S.	148	Zhang, Y.	89
Yang, P.	131	Yuan, C.	179	Zhan, Q.	140
Yang, Q.	171	Yun, J.I.	123	Zhao, Q.	139
Yang, W.	133	Yun, W.	143	Zhao, X.	103
Yang, Y.	144	Yu, Y.	177	Zhongying, H.	129
Yang, Z.	73	Zadeh, S.	165	Zhou, L.	176
Yan, Z.	181	Zafarani, F.	151	Zhu, Q.	123
Yao Serna, J.	133	Zafardoust, S.	129	Zhu, X.	177
Yao, L.	187	Zafosnik, M.	169	Zhu, Y.	145
Yarali, I.	137	Zakhari, A.	179	Zierau, L.	154
Ye, H.	152	Zambelli, F.	73	Ziller, V.	151
Yetkinel, S.	135	Zamora Lopez, S.	121	Zofnat, W.	105
Yilmaz, B.	182	Zandieh, Z.	124	Zorn, B.	126
YI, Y.	186	Zaninovic, N.	85	Zukin, V.	141
Yoon, H.	138	Zazzaro, V.	53, 123, 153		
Yoon, S.H.	177, 186	Zeng, Q.	136		



SOCIAL PROGRAMME

Opening Ceremony and Welcome Reception Sunday, 3 July 2016 | 19:00 – 22:00



All participants and their accompanying persons are warmly invited to join us for the Opening Ceremony to mark the official start of ESHRE 2016. After the Opening Ceremony, all participants are officially invited to the Welcome Reception in the industrial exhibit. It will be an ideal occasion for meeting our industrial sponsors and for networking with other participants. Attendance to the Opening Ceremony and Welcome Reception are complimentary.

ESHRE Charity run Monday, 4 July | starting at 18:30 (warm-up at 18:15)



ESHRE's charity run gives ESHRE members a chance to team up with Fertility Europe, ESHRE's partner patient organisation, to do a little good for their own health and help raise funds for patient groups throughout Europe.

The 5K run towards the velodrome starts at the Northern Entrance of the Messukeskus – changing rooms and starting point will be signposted.

The registration fee for the run is 25 Euro per person. You can register for the run and/or make a donation on the extra's page in the online registration form. **It will be possible to register for the run at the onsite (self-) registration desks until Monday, 4 July.**

Opening hours of the Run desk:

- Saturday 2 July 13:00 – 20:00
- Sunday 3 July 08:00 – 20:00
- Monday 4 July 08:00 – 18:00

Networking Event | Tuesday, 5 July 2016 | 20:00

We invite all delegates to take part in the "Tuesday Evening Networking Event" with finger food, drinks and entertainment with live music from Finnish party-band "Grooving High Allstars".

The place to be is "Kaivohuone", which was designed by architect Carl Engel, was completed in 1838, and it has entertained the socialites of its day in the centre of Helsinki ever since. With its historic facade and traditional Finnish appeal, "Kaivohuone" creates a truly atmospheric venue for this year's get-together – with local foods and views over the famous marina.

Join us at the beautiful restaurant located by the shore in a green park to meet up with old friends and to make new acquaintances.

Participation is optional and tickets for this unique event will be 30 Euro/ person (VAT inclusive). Registrations onsite will be possible, but may be limited.

Closing and Awards Ceremony | Wednesday, 6 July 2016 | 15:30 – 17:00



The Closing and Awards Ceremony will be held after the last session of the meeting. During this Ceremony, the winners of the 2016 ESHRE Awards for the best poster and oral communications will be presented. The chairpersons of the various Award Committees will present the awards, together with representatives of the award sponsors. At the end of this Ceremony we will say goodbye and make a new appointment for ESHRE 2017. Attendance to Closing and Award Ceremony is complimentary.



SPONSORSHIP ACKNOWLEDGEMENTS

COMPANY SYMPOSIA – HALL 1

Monday, 4 July

11:45 – 13:00 > Ferring

14:00 – 15:15 > Merck

17:00 – 18:15 > Finox

COMPANY SYMPOSIA – HALL 1

Tuesday, 5 July

11:45 – 13:00 > IBSA

14:00 – 15:15 > MSD

COMPANY SESSIONS PRODUCT THEATRES – HALL 3F

Monday, 4 July

10:00 – 11:00 > Lo.Li. Pharma International

13:00 – 14:00 > Ovascience

16:00 – 17:00 > Aytu Bioscience

COMPANY SESSIONS PRODUCT THEATRES – HALL 3F

Tuesday, 5 July

08:30 – 09:30 > Beckman Coulter

10:00 – 11:00 > Vitrolife

13:00 – 14:00 > Illumina



SCIENCE MOVING
PEOPLE
MOVING SCIENCE

www.eshre.eu